

# FORM NO. MGT-7

[Pursuant to sub-Section(1) of section 92 of the Companies Act, 2013 and sub-rule (1) of rule 11of the Companies (Management and Administration) Rules, 2014]



## Annual Return (other than OPCs and Small Companies)

Form language ☒ English ☐ Hindi

Refer the instruction kit for filing the form.

### I. REGISTRATION AND OTHER DETAILS

(i) \* Corporate Identification Number (CIN) of the company

L45200KA1986PLC051571

Pre-fill

Global Location Number (GLN) of the company

\* Permanent Account Number (PAN) of the company

AAACP2550R

(ii) (a) Name of the company

PURAVANKARA LIMITED

(b) Registered office address

No.130/1, Ulsoor Road  
Bangalore  
Karnataka  
560042  
India



(c) \*e-mail ID of the company

investors@puravankara.com

(d) \*Telephone number with STD code

08043439999

(e) Website

www.puravankara.com

(iii) Date of Incorporation

03/06/1986

(iv)	Type of the Company	Category of the Company	Sub-category of the Company
	Public Company	Company limited by shares	Indian Non-Government company

(v) Whether company is having share capital

☒ Yes

☐ No

(vi) \*Whether shares listed on recognized Stock Exchange(s)

☒ Yes

☐ No

(a) Details of stock exchanges where shares are listed

S. No.	Stock Exchange Name	Code
1	BSE Limited	1
2	National Stock Exchange of India Limited	1,024

(b) CIN of the Registrar and Transfer Agent

U67190MH1999PTC118368

Pre-fill

Name of the Registrar and Transfer Agent

LINK INTIME INDIA PRIVATE LIMITED

Registered office address of the Registrar and Transfer Agents

C-101, 1st Floor, 247 Park,  
Lal Bahadur Shastri Marg, Vikhroli (West)

(vii) \*Financial year From date 01/04/2022 (DD/MM/YYYY) To date 31/03/2023 (DD/MM/YYYY)

(viii) \*Whether Annual general meeting (AGM) held ☐ Yes ☒ No

(a) If yes, date of AGM

(b) Due date of AGM

30/09/2023

(c) Whether any extension for AGM granted

☐ Yes ☒ No

(f) Specify the reasons for not holding the same

to be held.

## II. PRINCIPAL BUSINESS ACTIVITIES OF THE COMPANY

\*Number of business activities

1

S.No	Main Activity group code	Description of Main Activity group	Business Activity Code	Description of Business Activity	% of turnover of the company
1	F	Construction	F1	Buildings	100

## III. PARTICULARS OF HOLDING, SUBSIDIARY AND ASSOCIATE COMPANIES (INCLUDING JOINT VENTURES)

\*No. of Companies for which information is to be given

26

Pre-fill All

S.No	Name of the company	CIN / FCRN	Holding/ Subsidiary/Associate/ Joint Venture	% of shares held
1	PRUDENTIAL HOUSING AND INFRA +	U45200MH1999PLC122523	Subsidiary	100
2	CENTURIONS HOUSING & CONSTRUCTION +	U70101TN2000PTC045241	Subsidiary	100
3	MELMONT CONSTRUCTION PRIVATE LIMITED +	U74210KA2004PTC034801	Subsidiary	100
4	PURVA REALITIES PRIVATE LIMITED +	U45202KA2006PTC039259	Subsidiary	100
5	GRAND HILLS DEVELOPMENTS PRIVATE LIMITED +	U45203KA2007PTC042435	Subsidiary	100
6	PURVA RUBY PROPERTIES PRIVATE LIMITED +	U45203KA2007PTC042433	Subsidiary	100
7	PURVA SAPPHIRE LAND PRIVATE LIMITED +	U45201KA2007PTC042437	Subsidiary	100
8	PURVA STAR PROPERTIES PRIVATE LIMITED +	U45201KA2007PTC042489	Subsidiary	100
9	STARWORTH INFRASTRUCTURE PRIVATE LIMITED +	U45201KA2008PLC047441	Subsidiary	100
10	PROVIDENT HOUSING LIMITED +	U45200KA2008PLC048273	Subsidiary	100
11	T-HILLS PRIVATE LIMITED	U45206TG2015PTC101944	Subsidiary	100
12	PURVA PROPERTY SERVICES PRIVATE LIMITED +	U45208TG2015PTC101935	Subsidiary	100
13	VARISHTHA PROPERTY DEVELOPMENTS PRIVATE LIMITED +	U45208TG2015PTC101839	Subsidiary	100
14	PURVALAND PRIVATE LIMITED	U45200KA2016PTC094977	Subsidiary	100
15	PURVA OAK PRIVATE LIMITED	U65100KA2016PTC096197	Subsidiary	100
16	PROVIDENT MERYTA PRIVATE LIMITED +	U45500KA2016PTC096065	Subsidiary	100
17	PROVIDENT CEDAR PRIVATE LIMITED +	U45309KA2016PTC097552	Subsidiary	100
18	PURVA GOOD EARTH PROPERTIES PRIVATE LIMITED +	U45201KA2007PTC042436	Subsidiary	100
19	IBID HOME PRIVATE LIMITED	U70109KA2015PTC083799	Subsidiary	100
20	D.V.INFRAHOMES PRIVATE LIMITED +	U70102MH2013PTC246821	Subsidiary	60
21	PURVA ASSET MANAGEMENT PRIVATE LIMITED +	U74999MH2018PTC305441	Subsidiary	100
22	PROPMART TECHNOLOGIES LIMITED +	U72200KA2000PLC026967	Associate	87.28
23	SOBHA PURAVANKARA AVIATION PRIVATE LIMITED +	U62200KA2010PTC056061	Associate	49.75
24	PURVA WOODWORKS PRIVATE LIMITED +	U20295KA2020PTC136997	Subsidiary	100

25	Welworth Lanka Holding Private Limited		Subsidiary	100
26	Welworth Lanka (Private) Limited		Subsidiary	100

#### IV. SHARE CAPITAL, DEBENTURES AND OTHER SECURITIES OF THE COMPANY

##### (i) \*SHARE CAPITAL

###### (a) Equity share capital

Particulars	Authorised capital	Issued capital	Subscribed capital	Paid up capital
Total number of equity shares	320,000,000	237,149,686	237,149,686	237,149,686
Total amount of equity shares (in Rupees)	1,600,000,000	1,185,748,430	1,185,748,430	1,185,748,430

Number of classes

1

Class of Shares	Authorised capital	Issued capital	Subscribed capital	Paid up capital
Equity Shares				
Number of equity shares	320,000,000	237,149,686	237,149,686	237,149,686
Nominal value per share (in rupees)	5	5	5	5
Total amount of equity shares (in rupees)	1,600,000,000	1,185,748,430	1,185,748,430	1,185,748,430

###### (b) Preference share capital

Particulars	Authorised capital	Issued capital	Subscribed capital	Paid-up capital
Total number of preference shares	0	0	0	0
Total amount of preference shares (in rupees)	0	0	0	0

Number of classes

0

Class of shares	Authorised capital	Issued capital	Subscribed capital	Paid up capital
Number of preference shares				
Nominal value per share (in rupees)				
Total amount of preference shares (in rupees)				

###### (c) Unclassified share capital

Particulars	Authorised Capital
Total amount of unclassified shares	0

###### (d) Break-up of paid-up share capital

Class of shares	Number of shares			Total nominal amount	Total Paid-up amount	Total premium
<b>Equity shares</b>	Physical	DEMAT	Total			
<b>At the beginning of the year</b>	162	237,149,524	237149686	1,185,748,4	1,185,748,4	
		+		+	+	
<b>Increase during the year</b>	0	50	50	0	0	0
i. Public Issues	0	0	0	0	0	0
ii. Rights issue	0	0	0	0	0	0
iii. Bonus issue	0	0	0	0	0	0
iv. Private Placement/ Preferential allotment	0	0	0	0	0	0
v. ESOPs	0	0	0	0	0	0
vi. Sweat equity shares allotted	0	0	0	0	0	0
vii. Conversion of Preference share	0	0	0	0	0	0
viii. Conversion of Debentures	0	0	0	0	0	0
ix. GDRs/ADRs	0	0	0	0	0	0
x. Others, specify	0	50	50			
Demat of 50 equity shares of Rs. 5 each /-						
<b>Decrease during the year</b>	50	0	50	0	0	0
i. Buy-back of shares	0	0	0	0	0	0
ii. Shares forfeited	0	0	0	0	0	0
iii. Reduction of share capital	0	0	0	0	0	0
iv. Others, specify	50	0	50	0	0	
Demat of 50 equity shares of Rs. 5 each /-						
<b>At the end of the year</b>	112	237,149,574	237149686	1,185,748,4	1,185,748,4	
<b>Preference shares</b>						
<b>At the beginning of the year</b>	0	0	0	0	0	
<b>Increase during the year</b>	0	0	0	0	0	0
i. Issues of shares	0	0	0	0	0	0
ii. Re-issue of forfeited shares	0	0	0	0	0	0

iii. Others, specify				0	0	
NA						
<b>Decrease during the year</b>	0	0	0	0	0	0
i. Redemption of shares	0	0	0	0	0	0
ii. Shares forfeited	0	0	0	0	0	0
iii. Reduction of share capital	0	0	0	0	0	0
iv. Others, specify						
NA	0	0	0	0	0	
<b>At the end of the year</b>	0	0	0	0	0	

ISIN of the equity shares of the company

INE323I01011

**(ii) Details of stock split/consolidation during the year (for each class of shares)**

0

Class of shares		(i)	(ii)	(iii)
Before split / Consolidation	Number of shares			
	Face value per share			
After split / Consolidation	Number of shares			
	Face value per share			

**(iii) Details of shares/Debentures Transfers since closure date of last financial year (or in the case of the first return at any time since the incorporation of the company) \***

☒ Nil

[Details being provided in a CD/Digital Media]

☐

Yes

☐

No

☐

Not Applicable

Separate sheet attached for details of transfers

☐

Yes

☐

No

Note: In case list of transfer exceeds 10, option for submission as a separate sheet attachment or submission in a CD/Digital Media may be shown.

Date of the previous annual general meeting

Date of registration of transfer (Date Month Year) <input type="text"/>			
Type of transfer	<input type="text"/>	1 - Equity, 2- Preference Shares,3 - Debentures, 4 - Stock	
Number of Shares/ Debentures/ Units Transferred	<input type="text"/>	Amount per Share/ Debenture/Unit (in Rs.)	<input type="text"/>
Ledger Folio of Transferor		<input type="text"/>	
Transferor's Name	<input type="text"/>	<input type="text"/>	<input type="text"/>
	Surname	middle name	first name
Ledger Folio of Transferee		<input type="text"/>	
Transferee's Name	<input type="text"/>	<input type="text"/>	<input type="text"/>
	Surname	middle name	first name

Date of registration of transfer (Date Month Year) <input type="text"/>			
Type of transfer	<input type="text"/>	1 - Equity, 2- Preference Shares,3 - Debentures, 4 - Stock	
Number of Shares/ Debentures/ Units Transferred	<input type="text"/>	Amount per Share/ Debenture/Unit (in Rs.)	<input type="text"/>
Ledger Folio of Transferor		<input type="text"/>	
Transferor's Name	<input type="text"/>	<input type="text"/>	<input type="text"/>
	Surname	middle name	first name
Ledger Folio of Transferee		<input type="text"/>	
Transferee's Name	<input type="text"/>	<input type="text"/>	<input type="text"/>
	Surname	middle name	first name

**(iv) \*Debentures (Outstanding as at the end of financial year)**

Particulars	Number of units	Nominal value per unit	Total value
Non-convertible debentures	4,100	1000000	4,100,000,000
Partly convertible debentures	0	0	0
Fully convertible debentures	0	0	0
<b>Total</b>			4,100,000,000

**Details of debentures**

Class of debentures	Outstanding as at the beginning of the year	Increase during the year	Decrease during the year	Outstanding as at the end of the year
Non-convertible debentures	2,300,000,000	2,500,000,000	700,000,000	4,100,000,000
Partly convertible debentures	0	0	0	0
Fully convertible debentures	0	0	0	0

**(v) Securities (other than shares and debentures)**

0

Type of Securities	Number of Securities	Nominal Value of each Unit	Total Nominal Value	Paid up Value of each Unit	Total Paid up Value
<b>Total</b>					

**V. \*Turnover and net worth of the company (as defined in the Companies Act, 2013)****(i) Turnover**

6,482,400,000

**(ii) Net worth of the Company**

17,991,000,000

**VI. (a) \*SHARE HOLDING PATTERN - Promoters**

S. No.	Category	Equity		Preference	
		Number of shares	Percentage	Number of shares	Percentage
1.	Individual/Hindu Undivided Family				
	(i) Indian	9,360	0	0	
	(ii) Non-resident Indian (NRI)	177,852,904	75	0	
	(iii) Foreign national (other than NRI)	0	0	0	



2.	Government				
	(i) Central Government	0	0	0	
	(ii) State Government	0	0	0	
	(iii) Government companies	0	0	0	
3.	Insurance companies	0	0	0	
4.	Banks	0	0	0	
5.	Financial institutions	0	0	0	
6.	Foreign institutional investors	0	0	0	
7.	Mutual funds	0	0	0	
8.	Venture capital	0	0	0	
9.	Body corporate (not mentioned above)	0	0	0	
10.	Others	0	0	0	
	<b>Total</b>	177,862,264	75	0	0

**Total number of shareholders (promoters)**

5

**(b) \*SHARE HOLDING PATTERN - Public/Other than promoters**

S. No.	Category	Equity		Preference	
		Number of shares	Percentage	Number of shares	Percentage
1.	Individual/Hindu Undivided Family				
	(i) Indian	14,365,573	6.06	0	
	(ii) Non-resident Indian (NRI)	2,825,792	1.19	0	
	(iii) Foreign national (other than NRI)	0	0	0	
2.	Government				
	(i) Central Government	0	0	0	
	(ii) State Government	0	0	0	
	(iii) Government companies	0	0	0	
3.	Insurance companies	926,247	0.39	0	

4.	Banks	0	0	0	
5.	Financial institutions	0	0	0	
6.	Foreign institutional investors	38,794,842	16.36	0	
7.	Mutual funds	725,000	0.31	0	
8.	Venture capital	0	0	0	
9.	Body corporate (not mentioned above)	574,394	0.24	0	
10.	Others NBFC Registered with RBI, II	1,075,574	0.45	0	
	<b>Total</b>	59,287,422	25	0	0

**Total number of shareholders (other than promoters)**

37,863

**Total number of shareholders (Promoters+Public/  
Other than promoters)**

37,868

**(c) \*Details of Foreign institutional investors' (FIIs) holding shares of the company**

17

Name of the FII	Address	Date of Incorporation	Country of Incorporation	Number of shares held	% of shares held
EMERGING MARKETS	DEUTSCHE BANK AG, DB HOUSE H			8,771	0
DIMENSIONAL WORLD	CITIBANK N.A. CUSTODY SERVICES			18,870	0
EMERGING MARKETS	DEUTSCHE BANK AG, DB HOUSE H			11,510	0
EMPLOYEES&apos; RE	DEUTSCHE BANK AG, DB HOUSE H			2,101,863	0
GOTHIC CORPORATIO	DEUTSCHE BANK AG, DB HOUSE H			10,389,487	4.38
THE DUKE ENDOWME	DEUTSCHE BANK AG, DB HOUSE H			4,126,748	1.74
WORLD EX U.S. CORE	CITIBANK N.A. CUSTODY SERVICES			5,536	0
EMERGING MARKETS	CITIBANK N.A. CUSTODY SERVICES			12,526	0
VANDERBILT UNIVERS	HSBC SECURITIES SERVICES 11TH F			9,079,650	3.83
EMERGING MARKETS	DEUTSCHE BANK AG, DB HOUSE H			9,885	0
EMERGING MARKETS	CITIBANK N.A. CUSTODY SERVICES			86,487	0
EMERGING MARKETS	CITIBANK N.A. CUSTODY SERVICES			5,421	0
EMERGING MARKETS	CITIBANK N.A. CUSTODY SERVICES			11,321	0

Name of the FII	Address	Date of Incorporation	Country of Incorporation	Number of shares held	% of shares held
GOTHIC HSP CORPORA	DEUTSCHE BANK AG, DB HOUSE H			3,893,398	1.64
ATYANT CAPITAL INDI	DEUTSCHE BANK AG, DB HOUSE H			8,979,282	3.79
QUADRATURE CAPITA	JPMORGAN CHASE BANK N.A., INC			54,087	0
Percentage Rounded-	NA				0.98

**VII. \*NUMBER OF PROMOTERS, MEMBERS, DEBENTURE HOLDERS**  
(Details, Promoters, Members (other than promoters), Debenture holders)

Details	At the beginning of the year	At the end of the year
Promoters	5	5
Members (other than promoters)	35,924	37,863
Debenture holders	2	3





**VIII. DETAILS OF DIRECTORS AND KEY MANAGERIAL PERSONNEL**

**(A) \*Composition of Board of Directors**

Category	Number of directors at the beginning of the year		Number of directors at the end of the year		Percentage of shares held by directors as at the end of year	
	Executive	Non-executive	Executive	Non-executive	Executive	Non-executive
<b>A. Promoter</b>	2	0	2	0	75	0
<b>B. Non-Promoter</b>	2	4	2	4	0	0
(i) Non-Independent	2	0	2	0	0	0
(ii) Independent	0	4	0	4	0	0
<b>C. Nominee Directors representing</b>	0	0	0	0	0	0
(i) Banks & FIs	0	0	0	0	0	0
(ii) Investing institutions	0	0	0	0	0	0
(iii) Government	0	0	0	0	0	0
(iv) Small share holders	0	0	0	0	0	0
(v) Others	0	0	0	0	0	0
<b>Total</b>	<b>4</b>	<b>4</b>	<b>4</b>	<b>4</b>	<b>75</b>	<b>0</b>

Number of Directors and Key managerial personnel (who is not director) as on the financial year end date 8

**(B) (i) \*Details of directors and Key managerial personnel as on the closure of financial year**

Name	DIN/PAN	Designation	Number of equity share(s) held	Date of cessation (after closure of financial year : If any)
RAVI PURAVANKARA	00707948	Director	177,852,904	
ASHISH RAVI PURAVA 	00504524	Managing Director	4,800	
NANI R CHOKSEY	00504555	Whole-time director	1,920	
ABHISHEK KAPOOR	03456820	Whole-time director	3,000	
ANUP SHAH SANMUKI 	00317300	Director	0	
SHAILAJA JHA	09060618	Director	0	
KULUMANI GOPALRAJ 	00012579	Director	0	
SANJEEB CHAUDHURY 	03594427	Director	1,000	

**(ii) Particulars of change in director(s) and Key managerial personnel during the year** 1

Name	DIN/PAN	Designation at the beginning / during the financial year	Date of appointment/ change in designation/ cessation	Nature of change (Appointment/ Change in designation/ Cessation)
BINDU DORAISWAMY	AGJPB9677P	Company Secretary	10/03/2023	Cessation

**IX. MEETINGS OF MEMBERS/CLASS OF MEMBERS/BOARD/COMMITTEES OF THE BOARD OF DIRECTORS**

**A. MEMBERS/CLASS /REQUISITIONED/NCLT/COURT CONVENED MEETINGS**

Number of meetings held 1

Type of meeting	Date of meeting	Total Number of Members entitled to attend meeting	Attendance	
			Number of members attended	% of total shareholding
Annual General Meeting	27/09/2022	36,649	38	76.03

**B. BOARD MEETINGS**

\*Number of meetings held 8

S. No.	Date of meeting	Total Number of directors associated as on the date of meeting	Attendance	
			Number of directors attended	% of attendance

S. No.	Date of meeting	Total Number of directors associated as on the date of meeting	Attendance	
			Number of directors attended	% of attendance
1	27/05/2022	8	8	100
2	11/08/2022	8	7	87.5
3	26/08/2022	8	7	87.5
4	27/09/2022	8	7	87.5
5	04/11/2022	8	7	87.5
6	17/12/2022	8	7	87.5
7	29/12/2022	8	6	75
8	10/02/2023	8	7	87.5

#### C. COMMITTEE MEETINGS

Number of meetings held

16

S. No.	Type of meeting	Date of meeting	Total Number of Members as on the date of the meeting	Attendance	
				Number of members attended	% of attendance
1	AUDIT COMM +	27/05/2022	4	3	75
2	AUDIT COMM +	11/08/2022	4	2	50
3	AUDIT COMM +	04/11/2022	4	3	75
4	AUDIT COMM +	10/02/2023	4	2	50
5	CORPORATE +	26/05/2022	3	3	100
6	CORPORATE +	10/08/2022	3	3	100
7	CORPORATE +	03/11/2022	3	3	100
8	CORPORATE +	10/02/2023	3	3	100
9	NOMINATION +	11/08/2022	4	2	50
10	NOMINATION +	04/11/2022	4	2	50

#### D. \*ATTENDANCE OF DIRECTORS

S. No.	Name of the director	Board Meetings			Committee Meetings			Whether attended AGM held on
		Number of Meetings which director was entitled to attend	Number of Meetings attended	% of attendance	Number of Meetings which director was entitled to attend	Number of Meetings attended	% of attendance	
								(Y/N/NA)
1	RAVI PURAVANKARA	8	5	62.5	7	0	0	
2	ASHISH RAVI PURAVANKARA	8	8	100	9	9	100	
3	NANI R CHOKSEY	8	8	100	9	9	100	
4	ABHISHEK KAPOOR	8	8	100	0	0	0	
5	ANUP SHAH SINGH	8	6	75	16	15	93.75	
6	SHAILAJA JHOSHI	8	6	75	7	5	71.43	
7	KULUMANI G	8	7	87.5	7	5	71.43	
8	SANJEEB CH	8	8	100	0	0	0	

#### X. \*REMUNERATION OF DIRECTORS AND KEY MANAGERIAL PERSONNEL

☐ Nil

Number of Managing Director, Whole-time Directors and/or Manager whose remuneration details to be entered

4

S. No.	Name	Designation	Gross Salary	Commission	Stock Option/ Sweat equity	Others	Total Amount
1	Ravi Puravankara	Chairman	0	0	0	0	0
2	Ashish Ravi Puravankara	Managing Director	16,639,998	0	0	12,494,792	0
3	Nani R Choksey	Whole-Time Director	25,445,058	0	0	2,781,241	0
4	Abhishek Kapoor	Executive Director	22,978,080	0	0	15,340,320	0
	Total		65,063,136	0	0	30,616,353	0

Number of CEO, CFO and Company secretary whose remuneration details to be entered

2

S. No.	Name	Designation	Gross Salary	Commission	Stock Option/ Sweat equity	Others	Total Amount
1	Bindu Doraiswamy	Company Secretary	2,161,027	0	0	860,615	0
2	Abhishek Kapoor	CEO & CFO	0	0	0	0	0
	Total		2,161,027	0	0	860,615	0

Number of other directors whose remuneration details to be entered

4

S. No.	Name	Designation	Gross Salary	Commission	Stock Option/ Sweat equity	Others	Total Amount
1	Anup Sha Sanmukh	Independent Dir	560,000	1,200,000	0	0	0
2	Shailaja Jha	Independent Dir	550,000	1,200,000	0	0	0
3	K.G. Krishnamurthy	Independent Dir	500,000	1,200,000	0	0	0
4	Sanjeeb Chaudhuri	Independent Dir	600,000	1,200,000	0	0	0
	Total		2,210,000	4,800,000	0	0	0

#### XI. MATTERS RELATED TO CERTIFICATION OF COMPLIANCES AND DISCLOSURES

\* A. Whether the company has made compliances and disclosures in respect of applicable provisions of the Companies Act, 2013 during the year ☒ Yes ☐ No

B. If No, give reasons/observations

#### XII. PENALTY AND PUNISHMENT - DETAILS THEREOF

(A) DETAILS OF PENALTIES / PUNISHMENT IMPOSED ON COMPANY/DIRECTORS /OFFICERS ☒ Nil

Name of the company/ directors/ officers	Name of the court/ concerned Authority	Date of Order	Name of the Act and section under which penalised / punished	Details of penalty/ punishment	Details of appeal (if any) including present status

(B) DETAILS OF COMPOUNDING OF OFFENCES ☒ Nil

Name of the company/ directors/ officers	Name of the court/ concerned Authority	Date of Order	Name of the Act and section under which offence committed	Particulars of offence	Amount of compounding (in Rupees)

#### XIII. Whether complete list of shareholders, debenture holders has been enclosed as an attachment

☐ Yes ☒ No

(In case of 'No', submit the details separately through the method specified in instruction kit)

#### XIV. COMPLIANCE OF SUB-SECTION (2) OF SECTION 92, IN CASE OF LISTED COMPANIES

In case of a listed company or a company having paid up share capital of Ten Crore rupees or more or turnover of Fifty Crore rupees or more, details of company secretary in whole time practice certifying the annual return in Form MGT-8.

Name

Nagendra D Rao

Whether associate or fellow

☐ Associate ☒ Fellow

Certificate of practice number

7731

**I/We certify that:**

(a) The return states the facts, as they stood on the date of the closure of the financial year aforesaid correctly and adequately.

(b) Unless otherwise expressly stated to the contrary elsewhere in this Return, the Company has complied with all the provisions of the Act during the financial year.

**Declaration**

I am Authorised by the Board of Directors of the company vide resolution no. ... 16 dated 26/05/2023

(DD/MM/YYYY) to sign this form and declare that all the requirements of the Companies Act, 2013 and the rules made thereunder in respect of the subject matter of this form and matters incidental thereto have been complied with. I further declare that:

1. Whatever is stated in this form and in the attachments thereto is true, correct and complete and no information material to the subject matter of this form has been suppressed or concealed and is as per the original records maintained by the company.
2. All the required attachments have been completely and legibly attached to this form.

**Note: Attention is also drawn to the provisions of Section 447, section 448 and 449 of the Companies Act, 2013 which provide for punishment for fraud, punishment for false statement and punishment for false evidence respectively.**

**To be digitally signed by**

Director

DIN of the director

00504555

**To be digitally signed by**

☐ Company Secretary

☒ Company secretary in practice

Membership number

5553

Certificate of practice number

7731



**Attachments**

1. List of share holders, debenture holders
2. Approval letter for extension of AGM;
3. Copy of MGT-8;
4. Optional Attachement(s), if any

**Attach****Attach****Attach****Attach****List of attachments****Remove attachment**

Modify

Check Form

Prescrutiny

Submit

**This eForm has been taken on file maintained by the Registrar of Companies through electronic mode and on the basis of statement of correctness given by the company**