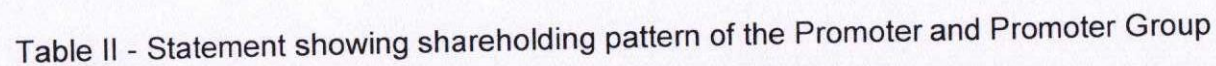
Table I - Summary Statement holding of specified securities[illegible]

								eg: X	eg:y		C)		(A+B+C2)		es held (b)		s held (b)	
A	Promoter & Promoter Group	5	1778622 64	0	0	177862 264	75	1778 6226 4	0	177 862 264	75	0	75	0	0	0	0	17786226 4
B	Public	33681	5928742 2	0	0	592874 22	25	5928 7422	0	592 874 22	25	0	25	0	0			59287260
C	Non Promoter- Non Public	0	0	0	0	0		0	0	0	0	0		0	0			0
C1	Shares underlying DRs	0	0	0	0	0		0	0	0	0	0		0	0			0
C2	Shares held by Employee Trusts	0	0	0	0	0	0	0	0	0	0	0	0	0	0			0
	Total	33686	2371496 86	0	0	237149 686	100	2371 4968 6	0	237 149 686	100	0	100	0	0	0	0	23714952 4



[illegible]

	Institutions/ Banks																		
d	Any Other (specify)		0	0	0	0	0	0	0	0	0	0	0	0	0	0	0	0	0
	Sub-Total (A)(1)		4	9360	0	0	9360	0	9360	0	9360	0	0	0	0	0	0	0	9360
2	Foreign		0	0	0	0	0	0	0	0	0	0	0	0	0	0	0	0	0
a	Individuals (Non- Resident Individuals/ Foreign Individuals)		1	17785 2904	0	0	177852 904	75	177850 2904	0	177 852 904	75	0	75	0	0	0	0	17785290 4
	Ravi Puravankara	AAB PP91 44R	1	17785 2904	0	0	177852 904	75	177850 2904	0	177 852 904	75	0	75	0	0	0	0	17785290 4
b	Government		0	0	0	0	0	0	0	0	0	0	0	0	0	0	0	0	0
c	Institutions		0	0	0	0	0	0	0	0	0	0	0	0	0	0	0	0	0
d	Foreign Portfolio Investor		0	0	0	0	0	0	0	0	0	0	0	0	0	0	0	0	0
e	Any Other (specify)		0	0	0	0	0	0	0	0	0	0	0	0	0	0	0	0	0
	Sub-Total (A)(2)		1	17785 2904	0	0	177852 904	75	177850 2904	0	177 852 904	75	0	75	0	0	0	0	17785290 4
	Total Shareholding of Promoter and Promoter Group (A)= (A)(1)+(A)(2)		5	17786 2264	0	0	177862 264	75	177860 2264	0	177 862 264	75	0	75	0	0	0	0	17786226 4

Table III - Statement showing shareholding pattern of the Public shareholder

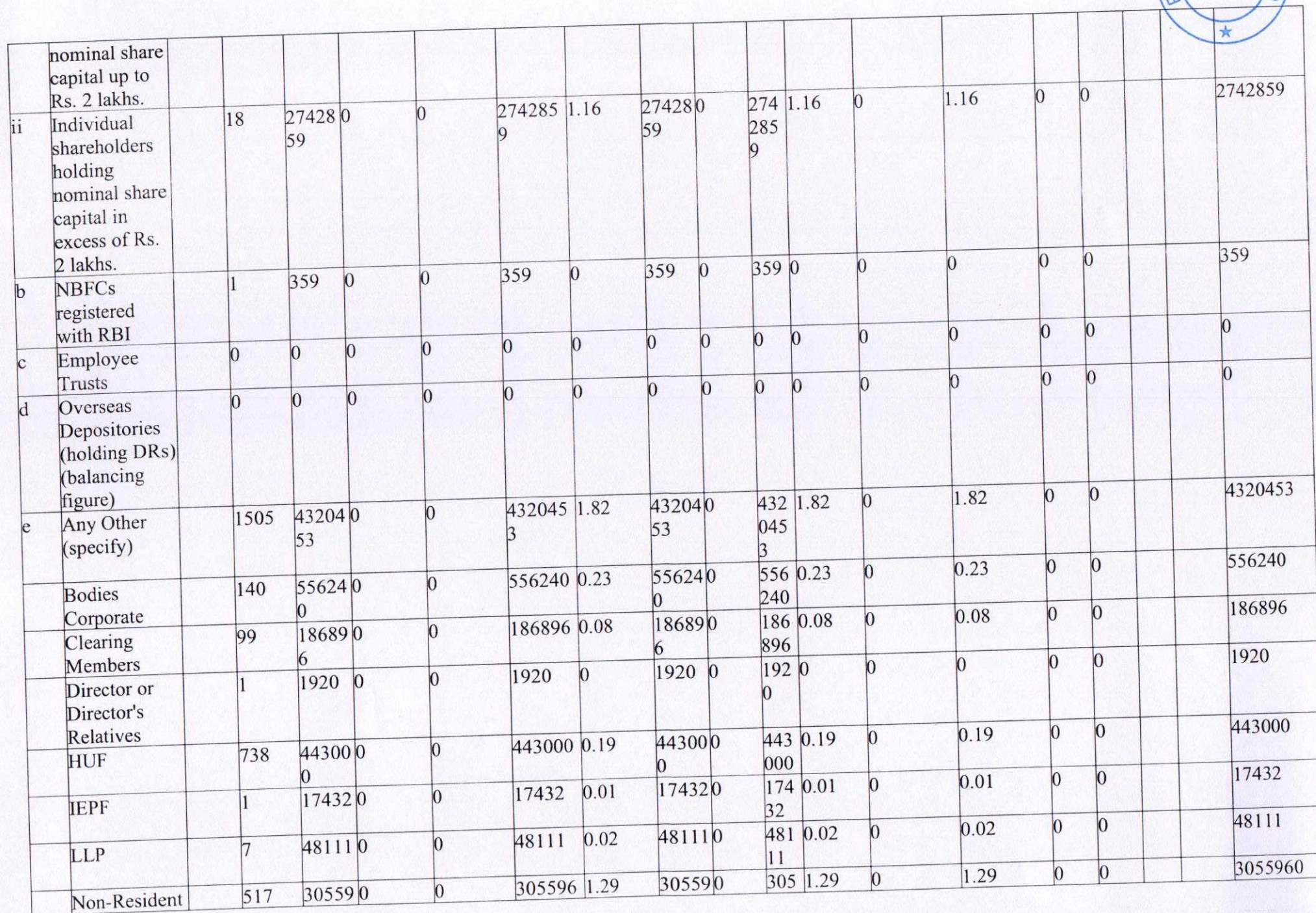




	Category & Name of the Shareholders (I)	PAN (II)	Nos. of share holder (III)	No. of fully paid up equity shares held (IV)	Partly paid-up equity shares held (V)	Nos. of shares underlying Depository Receipts (VI)	Total nos. shares held VII = IV+V+VI	Shareholding % calculated as per SCRR, 1957 As a % of (A+B+C2) VIII	Number of Voting Rights held in each class of securities (IX)				No. of Shares Underlying Outstanding convertible securities (including Warrants) (X)	Total shareholding, as a % assuming full conversion of convertible securities (as a percentage of diluted share capital) (XI)	Number of Locked in shares (XII)		Number of Shares pledged or otherwise encumbered (XIII)		Number of equity shares held in dematerialized form (XIV)
									No of Voting Rights			Total as a % of Total Voting rights			No. (a)	As a % of total Shares held (b)	No. (Not applicable) (a)	As a % of total shares held (Not applicable) (b)	
									Class X	Class Y	Total								
1	Institutions		0	0	0	0	0	0	0	0	0	0	0	0	0	0			0
a	Mutual Funds/		1	2233265	0	0	2233265	0.94	2233265	0	2233265	0.94	0	0.94	0	0			2233265
b	Venture Capital Funds		0	0	0	0	0	0	0	0	0	0	0	0	0	0			0
c	Alternate Investment Funds		0	0	0	0	0	0	0	0	0	0	0	0	0	0			0
d	Foreign Venture Capital Investors		0	0	0	0	0	0	0	0	0	0	0	0	0	0			0
e	Foreign Portfolio Investors		7	38720429	0	0	38720429	16.33	38720429	0	38720429	16.33	0	16.33	0	0			38720429
	Gothic Corporation	AADCG1073F	1	10539487	0	0	10539487	4.44	10539487	0	10539487	4.44	0	4.44	0	0			10539487
	Vanderbilt University - Atyant Capital Management Limited	AAA AV5194R	1	9079650	0	0	9079650	3.83	9079650	0	9079650	3.83	0	3.83	0	0			9079650
	Atyant Capital India Fund I	AAFCA4514M	1	8979282	0	0	8979282	3.79	8979282	0	8979282	3.79	0	3.79	0	0			8979282



	The Duke Endowment	AAB TT52 08J	1	41267048	0	0	4126748	1.74	41267048	4126748	1.74	0	1.74	0	0	4126748
	Gothic Hsp Corporation	AAF CG77 65G	1	3893398	0	0	3893398	1.64	3893398	3893398	1.64	0	1.64	0	0	3893398
f	Financial Institutions/ Banks		0	0	0	0	0	0	0	0	0	0	0	0	0	0
g	Insurance Companies		2	1881275	0	0	1881275	0.79	1881275	1881275	0.79	0	0.79	0	0	1881275
h	Provident Funds/ Pension Funds		0	0	0	0	0	0	0	0	0	0	0	0	0	0
i	Any Other (specify)		0	0	0	0	0	0	0	0	0	0	0	0	0	0
	Sub-Total (B)(1)		10	42834969	0	0	42834969	18.06	42834969	42834969	18.06	0	18.06	0	0	42834969
2	Central Government/ State Government(s) / President of India		0	0	0	0	0	0	0	0	0	0	0	0	0	0
	Sub-Total (B)(2)		0	0	0	0	0	0	0	0	0	0	0	0	0	0
3	Non-institutions		0	0	0	0	0	0	0	0	0	0	0	0	0	0
a	Individuals -		32165	12131641	0	0	12131641	5.12	12131641	12131641	5.12	0	5.12	0	0	12131641
i	Individual shareholders holding		32147	93887082	0	0	93887082	3.96	93887082	93887082	3.96	0	3.96	0	0	93887082



	Indian (NRI)			60			0		60		596								
											0								
	Manhar Mooney	AQD PM95 67D	1	2656019	0	0	2656019	1.12	2656019	0	2656019	1.12	0	1.12	0	0			2656019
	Trusts		2	108940	0	0	108940	0	108940	0	108940	0	0	0	0	0			10894
	Sub-Total (B)(3)		33671	16452453	0	0	16452453	6.94	16452453	0	16452453	6.94	0	6.94	0	0			16452291
	Total Public Shareholding (B)= (B)(1)+(B)(2)+(B)(3)		33681	59287422	0	0	59287422	25	59287422	0	59287422	25	0	25	0	0			59287260



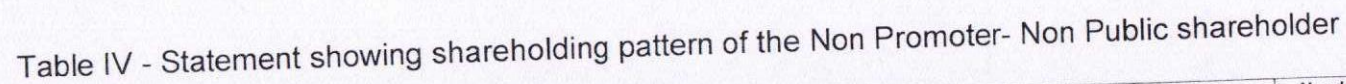


Table V - Statement showing shareholding pattern of the Significant Beneficiary Owner (SBO)

[illegible]

Table II- Unclaim Details

Details of Shares which remain unclaimed may be given here along with details such as number of shareholders, outstanding shares held in demat/unclaimed suspense account, voting rights which are frozen etc.	
No. of shareholders	No of share held

Table III- Unclaim Details

Details of Shares which remain unclaimed may be given here along with details such as number of shareholders, outstanding shares held in demat/unclaimed suspense account, voting rights which are frozen etc.	
No. of shareholders	No of share held

Table III- Person in Concert

Details of the shareholders acting as persons in Concert including their Shareholding			
Name of shareholder	Name of PAC	No. of share	Holding %

Handwritten signature

