

Independent Auditors' Report

To the Members of Purva Good Earth Properties Private Limited

Report on the Financial Statements

We have audited the accompanying financial statements of Purva Good Earth Properties Private Limited ("the Company"), which comprises the Balance sheet as at 31st March 2017, the Statement of Profit and Loss and the Cash flow Statement for the year then ended, and a summary of the significant accounting policies and other explanatory information.

Management's Responsibility for the Financial Statements

The Company's Board of Directors is responsible for the matters stated in Section 134(5) of the Companies Act, 2013 ("the Act") with respect to the preparation and presentation of these financial statements that give a true and fair view of the financial position, financial performance and cash flows of the Company in accordance with the accounting principles generally accepted in India, including the Accounting Standards specified under Section 133 of the Act, read with Rule 7 of the Companies (Accounts) Rules, 2014. This responsibility also includes maintenance of adequate accounting records in accordance with the provisions of the Act for safeguarding of the assets of the Company and for preventing and detecting frauds and other irregularities; selection and application of appropriate accounting policies; making judgments and estimates that are reasonable and prudent; and design, implementation and maintenance of adequate internal financial controls, that were operating effectively for ensuring the accuracy and completeness of the accounting records, relevant to the preparation and presentation of the financial statements that give a true and fair view and are free from material misstatement, whether due to fraud or error.

Auditors' Responsibility

Our responsibility is to express an opinion on these financial statements based on our audit.

We have taken into account the provisions of the Act, the accounting and the auditing standards and matters which are required to be included in the audit report under the provisions of the Act and the Rules made thereunder.

We conducted our audit in accordance with the Standards on Auditing specified under Section 143 (10) of the Act. Those Standards require that we comply with ethical requirements and plan and perform the audit to obtain reasonable assurance about whether the financial statements are free from material misstatement.

An audit involves performing procedures to obtain audit evidence about the amounts and the disclosures in the financial statements. The procedures selected depend on the auditor's judgment, including the assessment of the risks of material misstatement of the financial statements, whether due to fraud or error. In making those risk assessments, the auditor considers internal financial control relevant to the Company's preparation of the financial statements that give a true and fair view in order to design audit procedures that are appropriate in the circumstances. The audit also

includes evaluating the appropriateness of the accounting policies used and the reasonableness of the accounting estimates made by the Company's Directors, as well as evaluating the overall presentation of the financial statements.

We believe that the audit evidence we have obtained is sufficient and appropriate to provide a basis for our audit opinion on the financial statements.

Opinion

In our opinion and to the best of our information and according to the explanations given to us, the aforesaid financial statements give the information required by the Act in the manner so required and give a true and fair view in conformity with the accounting principles generally accepted in India, of the state of affairs of the Company as at 31st March 2017 and its loss and its cash flows for the year ended on that date.

Report on Other Legal and Regulatory Requirements

1. As required by the Companies (Auditor's Report) Order, 2016 ("the Order") issued by the Central Government of India in terms of sub-section (11) of section 143 of the Act, we give in the Annexure – A, a statement on the matters specified in paragraphs 3 and 4 of the Order.
2. As required by Section 143(3) of the Act, we report that:
 - a) we have sought and obtained all the information and explanations which to the best of our knowledge and belief were necessary for the purposes of our audit.
 - b) in our opinion, proper books of account as required by law have been kept by the Company so far as it appears from our examination of those books.
 - c) the Balance sheet, the Statement of Profit and Loss, and the Cash Flow Statement dealt with by this Report are in agreement with the books of account.
 - d) in our opinion, the aforesaid financial statements comply with the Accounting Standards specified under Section 133 of the Act, read with Rule 7 of the Companies (Accounts) Rules, 2014.
 - e) on the basis of the written representations received from the directors as on 31 March 2017 taken on record by the Board of Directors, none of the directors is disqualified as on 31 March 2017 from being appointed as a director in terms of Section 164 (2) of the Act.
 - f) with respect to the adequacy of the internal financial controls over financial reporting of the Company and the operating effectiveness of such controls, refer to our separate Report in "Annexure B".
 - g) with respect to the other matters to be included in the Auditors' Report in accordance with Rule 11 of the Companies (Audit and Auditors) Rules, 2014, in our opinion and to the best of our information and according to the explanations given to us:
 - i. the Company does not have any pending litigations which would impact its financial position.




- ii. the Company did not have any long-term contracts including derivate contracts for which there were any material foreseeable losses.
- iii. there were no amounts which were required to be transferred to the Investor Education and Protection Fund by the Company.
- iv. During the year, there were no cash transactions carried out by the Company and cash balances held by the Company, accordingly, no disclosure had been provided in financial statements.

for **V D S R & Co.**

Chartered Accountants

Firm registration number: 001626S



Venkatesh Kamath S V

Partner

Membership No. 202626



Place: Bangalore

Date: 29-05-2017

Annexure – A to the Independent Auditors' Report

The Annexure referred to in Independent Auditors' Report to the members of the Company on the financial statements for the year ended 31 March 2017, we report that:

1. Company is not owned any fixed assets as on the reporting date. Accordingly, paragraph 3(i) of the Order not applicable.
2. The Management has conducted Physical verification of inventory at reasonable intervals and no material discrepancies were noticed on such physical verification.
3. According to information and explanations given to us, the Company has not granted any loans to companies or other parties covered in the register maintained under section 189 of the Act.
4. According to information and explanations given to us, the Company has not granted any loans, made investments, extended any guarantees and provided any security to or on behalf of the parties referred in section 185 and 186 of the Companies Act, 2013.
5. The Company has not accepted any deposits from the public.
6. The Central Government has not prescribed the maintenance of cost records under Section 148(1) of the Act for any of the services rendered by the Company.
7.
 - a. According to information and explanations given to us and on the basis of our examinations of the records of the Company, generally, amounts deducted in the books of account in respect of undisputed statutory dues including income-tax, sales tax, value added tax, duty of customs, service tax, cess, and other statutory dues have been regularly deposited during the year by the Company with the appropriate authorities. As explained to us, the Company did not have any dues on account of employees' state insurance duty of excise and provident fund.

According to the information and explanations given to us, no disputed amounts payable in respect of provident fund, income-tax, sales tax, value added tax, duty of customs, service tax, cess, employees' state insurance, excise duty and other statutory dues were in arrears as at 31 March 2017 for a period of more than six months from the date they became payable.
 - b. According to the information and explanations given to us and based on the examination of the records of the Company, there are no dues in respect of income tax or sales tax or service tax or duty of customs or duty of excise or value added tax, which have not been deposited with the appropriate authorities on account of any dispute.
8. The Company had issued debentures during the year and has not defaulted in repayment of said dues as per terms agreed.
9. The Company has raised money by way of debt instruments during the year and applied for the purpose for which those are raised.




10. According to the information and explanation given to us, no material fraud by the Company or on the Company by its Officer or employees has been noticed or reported during the course of audit.
11. According to the information and explanations given to us and based on our examination of the records the Company, the Company has not paid/provided any remuneration during the reporting period. Accordingly, paragraph 3(xi) of the Order is not applicable.
12. In our opinion and according to the information and explanations given to us, the Company is not a Nidhi company. Accordingly, paragraph 3(xii) of the Order is not applicable.
13. According to the information and explanations given to us and on our examination of the records of the Company, transactions with the related parties are in compliance with sections 177 and 188 of the Act where ever applicable and details of such transactions have been disclosed in the financial statements as required by the applicable accounting standards.
14. According to the information and explanations given to us and based on our examination of the records of the Company, the Company has made private placement of fully optionally convertible debentures during the year under review and complied with Section 42 of Act and applied for the purpose for which those are raised.
15. According to the information and explanations given to us and based on our examination of the records of the Company, the Company has not entered into any non-cash transactions with directors or persons connected with him. Accordingly, paragraph 3(xv) of the Order is not applicable.
16. The Company is not required to be registered under section 45-IA of the Reserve Bank of India Act, 1934.

for **V D S R & Co.**

Chartered Accountants

Firm registration number: 001626S


Venkatesh Kamath S V
Partner
Membership No. 202626



Place: Bangalore,
Date: 29-05-2017

Annexure – B to the Auditors' Report

Report on the Internal Financial Controls under Clause (i) of Sub-section 3 of Section 143 of the Companies Act, 2013 ("the Act")

We have audited the internal financial controls over financial reporting of Purva Good Earth Properties Private Limited ("the Company") as of 31st March 2017 in conjunction with our audit of the financial statements of the Company for the year ended on that date.

Management's Responsibility for Internal Financial Controls

The Company's management is responsible for establishing and maintaining internal financial controls based on the internal control over financial reporting criteria established by the Company considering the essential components of internal control stated in the Guidance Note on Audit of Internal Financial Controls over Financial Reporting issued by the Institute of Chartered Accountants of India. These responsibilities include the design, implementation and maintenance of adequate internal financial controls that were operating effectively for ensuring the orderly and efficient conduct of its business, including adherence to company's policies, the safeguarding of its assets, the prevention and detection of frauds and errors, the accuracy and completeness of the accounting records, and the timely preparation of reliable financial information, as required under the Companies Act, 2013.

Auditor's Responsibility


Our responsibility is to express an opinion on the Company's internal financial controls over financial reporting based on our audit. We conducted our audit in accordance with the Guidance Note on Audit of Internal Financial Controls Over Financial Reporting (the "Guidance Note") and the Standards on Auditing, issued by ICAI and deemed to be prescribed under section 143(10) of the Companies Act, 2013, to the extent applicable to an audit of internal financial controls, both issued by the Institute of Chartered Accountants of India. Those Standards and the Guidance Note require that we comply with ethical requirements and plan and perform the audit to obtain reasonable assurance about whether adequate internal financial controls over financial reporting was established and maintained and if such controls operated effectively in all material respects.

Our audit involves performing procedures to obtain audit evidence about the adequacy of the internal financial controls system over financial reporting and their operating effectiveness. Our audit of internal financial controls over financial reporting included obtaining an understanding of internal financial controls over financial reporting, assessing the risk that a material weakness exists, and testing and evaluating the design and operating effectiveness of internal control based on the assessed risk. The procedures selected depend on the auditor's judgement, including the assessment of the risks of material misstatement of the financial statements, whether due to fraud or error.

We believe that the audit evidence we have obtained is sufficient and appropriate to provide a basis for our audit opinion on the Company's internal financial controls system over financial reporting.

Meaning of Internal Financial Controls over Financial Reporting

A Company's internal financial control over financial reporting is a process designed to provide reasonable assurance regarding the reliability of financial reporting and the preparation of financial statements for external purposes in accordance with generally accepted accounting principles. A



Company's internal financial control over financial reporting includes those policies and procedures that

- (1) pertain to the maintenance of records that, in reasonable detail, accurately and fairly reflect the transactions and dispositions of the assets of the Company;
- (2) provide reasonable assurance that transactions are recorded as necessary to permit preparation of financial statements in accordance with generally accepted accounting principles, and that receipts and expenditures of the Company are being made only in accordance with authorisations of management and directors of the Company; and
- (3) provide reasonable assurance regarding prevention or timely detection of unauthorized acquisition, use, or disposition of the company's assets that could have a material effect on the financial statements.

Inherent Limitations of Internal Financial Controls over Financial Reporting

Because of the inherent limitations of internal financial controls over financial reporting, including the possibility of collusion or improper management override of controls, material misstatements due to error or fraud may occur and not be detected. Also, projections of any evaluation of the internal financial controls over financial reporting to future periods are subject to the risk that the internal financial control over financial reporting may become inadequate because of changes in conditions, or that the degree of compliance with the policies or procedures may deteriorate.


Opinion

In our opinion, the Company has, in all material respects, an adequate internal financial controls system over financial reporting and such internal financial controls over financial reporting were operating effectively as at 31 March 2017, based on the internal control over financial reporting criteria established by the Company considering the essential components of internal control stated in the Guidance Note on Audit Internal Financial Controls Over Financial Reporting issued by the Institute of Chartered Accountants of India.

for **V D S R & Co.**

Chartered Accountants

Firm registration number: 001626S


Venkatesh Kamath S V
Partner
Membership No. 202626



Place: Bangalore

Date: 29-05-2017

Purva Good Earth Properties Private Limited
Balance Sheet

(All amounts in ₹, unless otherwise stated)

| | Note | As at March 31, 2017 | As at March 31, 2016 | As at April 1, 2015 |
|---|------|-------------------------|-------------------------|------------------------|
| ASSETS | | | | |
| Non-current assets | | | | |
| Financial Assets | | | | |
| Other financial assets | 2 | 185,760,000 | 2,100,000 | - |
| Total non-current assets | | 185,760,000 | 2,100,000 | - |
| Current assets | | | | |
| Inventories | | | | |
| Properties under development | 3 | 2,236,826,045 | 1,665,530,112 | - |
| Financial assets | | | | |
| Cash and cash equivalents | 4 | 15,989,614 | 8,381,615 | 72,177 |
| Other current assets | 5 | 147,127,127 | 145,650,195 | - |
| Total current assets | | 2,399,942,786 | 1,819,561,922 | 72,177 |
| Total Assets | | 2,585,702,786 | 1,821,661,922 | 72,177 |
| EQUITY AND LIABILITIES | | | | |
| Equity | | | | |
| Equity Share capital | 6 | 100,000 | 100,000 | 100,000 |
| Other equity | 7 | (1,070,954) | (521,196) | (125,245) |
| Total equity | | (970,954) | (421,196) | (25,245) |
| LIABILITIES | | | | |
| Non-current Liabilities | | | | |
| Financial Liabilities | | | | |
| Borrowings | 8 | 1,895,000,000 | 1,545,000,000 | - |
| Other financial liabilities | 9 | 689,248,443 | 271,343,613 | - |
| Total non-current liabilities | | 2,584,248,443 | 1,816,343,613 | - |
| Current Liabilities | | | | |
| Financial Liabilities | | | | |
| Borrowings | 10 | 67,444 | 67,444 | 67,444 |
| Trade Payables | 11 | - | - | - |
| a) total outstanding dues of micro enterprises and small enterprises; and | | - | - | - |
| b) total outstanding dues of creditors other than micro enterprises and small enterprises | | 1,138,984 | 2,439,483 | 29,978 |
| Other current liabilities | 12 | 1,218,869 | 3,232,577 | - |
| Total current liabilities | | 2,425,297 | 5,739,504 | 97,422 |
| Total equity and liabilities | | 2,585,702,786 | 1,821,661,922 | 72,177 |

The accompanying notes from an integral part of financial statements.

As per our report of event date attached
for VDSR & CO.,
Chartered Accountants
Firm's Registration Number: 001626S

Venkatesh Kamath S V
Partner
Membership No: 202626

Place: Bengaluru
Date: 29 May 2017



For and on behalf of the Board of Directors

Ashish Puravankara
Director
DIN 00504524

Place: Bengaluru
Date: 29 May 2017

Jasbir Ashish Puravankara
Director
DIN 01918184

Place: Bengaluru
Date: 29 May 2017



Purva Good Earth Properties Private Limited
Statement of Profit and Loss for the year ended 31 March 2017

(All amounts in ₹, unless otherwise stated)

For the year ended
 Note March 31, 2017 March 31, 2016

Income

| | | | |
|-------------------------|--|----------|----------|
| Revenue From Operations | | - | - |
| Other Income | | - | - |
| Total Income | | - | - |

Expenses

| | | | |
|---|----|------------------|------------------|
| Material and contract cost | 13 | 6,277,337 | 259,179,335 |
| Land cost | 14 | - | 1,115,459,345 |
| Changes in inventory of properties under development and properties held for sale | 15 | (571,295,933) | (1,665,530,112) |
| Employee benefits expense | 16 | - | - |
| Finance costs | 17 | 422,311,929 | 274,103,184 |
| Depreciation and amortization expense | 18 | - | - |
| Other expenses | 19 | 143,256,425 | 17,184,199 |
| Total Expenses | | 549,758 | 395,951 |
| Profit before exceptional items and tax | | (549,758) | (395,951) |
| Exceptional Items | | - | - |
| Profit/(loss) before tax | | (549,758) | (395,951) |
| Tax expense: | | | |
| Current tax | | - | - |
| Deferred tax | | - | - |
| Profit/(loss) for the period | | (549,758) | (395,951) |
| Other Comprehensive Income | | | |
| A (i) Items that will not be reclassified to profit or loss | | - | - |
| B (i) Items that will be reclassified to profit or loss | | - | - |
| Total Comprehensive Income for the period | | (549,758) | (395,951) |
| Earnings per equity share | 20 | | |
| (1) Basic | | (54.98) | (39.60) |
| (2) Diluted | | (54.98) | (39.60) |

As per our report of event date attached
 for VDSR & CO.,
 Chartered Accountants
 Firm's Registration Number: 001626S

Venkatesh Kamath S V
 Partner
 Membership No: 202626

Place: Bengaluru
 Date: 29 May 2017



For and on behalf of the Board of Directors

Ashish Puravankara
 Director
 DIN 00504524

Place: Bengaluru
 Date: 29 May 2017

Jasbir Ashish Puravankara
 Director
 DIN 01918184

Place: Bengaluru
 Date: 29 May 2017



Purva Good Earth Properties Private Limited
Summary of significant accounting policies and other explanatory information
(All amounts in ₹, unless otherwise stated)

2 Other financial assets

| Particulars | As at | | |
|------------------------|--------------------|------------------|---------------|
| | March 31, 2017 | March 31, 2016 | April 1, 2015 |
| Non current | | | |
| Rental Deposit | 2,100,000 | 2,100,000 | - |
| Other secured deposits | 183,660,000 | - | - |
| | 185,760,000 | 2,100,000 | - |

3 Inventories

Properties under developemnt

| Particulars | As at | | |
|------------------------------|----------------------|----------------------|---------------|
| | March 31, 2017 | March 31, 2016 | April 1, 2015 |
| Land Cost | 1,115,459,345 | 1,115,459,345 | - |
| Material & Construction Cost | 1,121,366,700 | 550,070,767 | - |
| | 2,236,826,045 | 1,665,530,112 | - |

4 Cash and Cash Equivalents

| Particulars | As at | | |
|---------------------------------------|-------------------|------------------|---------------|
| | March 31, 2017 | March 31, 2016 | April 1, 2015 |
| Balance with banks | | | |
| In current account and other deposits | 15,989,614 | 8,381,615 | 72,177 |
| cash on hand | - | - | - |
| | 15,989,614 | 8,381,615 | 72,177 |

5 Other Assets

| Particulars | As at | | |
|-------------------------------------|--------------------|--------------------|---------------|
| | March 31, 2017 | March 31, 2016 | April 1, 2015 |
| Current | | | |
| Advances otherthan capital advance | | | |
| Advance to suppliers | 100,000,000 | 100,075,000 | - |
| Balance with Government authorities | 47,071,845 | 45,503,040 | - |
| Others | 22,500 | 22,500 | - |
| Prepaid expenses | 32,782 | 49,655 | - |
| | 147,127,127 | 145,650,195 | - |



Purva Good Earth Properties Private Limited
Summary of significant accounting policies and other explanatory information
(All amounts in ₹, unless otherwise stated)

6 Equity Share Capital

| Particulars | As at | | |
|---------------------------------------|----------------|----------------|---------------|
| | March 31, 2017 | March 31, 2016 | April 1, 2015 |
| Authorized | | | |
| Equity shares, ₹10/- par value | | | |
| 1,00,000 equity shares | 1,00,000 | 1,00,000 | 1,00,000 |
| Issued, Subscribed and Paid Up | | | |
| Equity shares, ₹10/- par value | 100,000 | 100,000 | 100,000 |
| 10,000 equity shares fully paid up | 100,000 | 100,000 | 100,000 |

The Company has only one class of equity shares having a par value of ₹ 10 per share. Each holder of equity shares is entitled to one vote per share. The Company declares and pays dividends in Indian Rupees. The dividend proposed by the Board of Directors is subject to the approval of the shareholders in the ensuing Annual General Meeting.

The details of shareholder holding more than 5% shares as at March 31, 2017 and March 31, 2016 as set out below:

| Name of the shareholder | As at March 31, 2017 | | As at March 31, 2016 | |
|---------------------------|----------------------|--------|----------------------|--------|
| | Number of shares | % held | Number of shares | % held |
| Provident Housing Limited | 10,000 | 100 | 10,000 | 100 |

The reconciliation of number of shares outstanding and amount of share capital as at March 31, 2017 and March 31, 2016 as set below:

| Particulars | As at March 31, 2017 | | As at March 31, 2016 | |
|---|----------------------|---------|----------------------|---------|
| | Number of shares | Amount | Number of shares | Amount |
| Number of shares at the beginning of the period | 10,000 | 100,000 | 10,000 | 100,000 |
| Add: Allotted during the period | - | - | - | - |
| Number of shares at the end of the period | 10,000 | 100,000 | 10,000 | 100,000 |

7 Other Equity

| Particulars | As at | | |
|--|----------------|----------------|---------------|
| | March 31, 2017 | March 31, 2016 | April 1, 2015 |
| Reserves and surplus | | | |
| Retained Earnings | | | |
| Opening balance | (521,196) | (125,245) | (103,005) |
| Transferred/adjustment during the year | - | - | - |
| Net profit and loss for the year | (549,758) | (395,951) | (22,240) |
| Closing balance | (1,070,954) | (521,196) | (125,245) |
| Total Other Equity | (1,070,954) | (521,196) | (125,245) |

8 Borrowings

| Particulars | As at | | |
|-------------------------|----------------|----------------|---------------|
| | March 31, 2017 | March 31, 2016 | April 1, 2015 |
| Non-current | | | |
| Secured | | | |
| 10% Class A OCD | 473,750,000 | 386,250,000 | - |
| 10% Class B OCD | 1,421,250,000 | 1,158,750,000 | - |
| | 1,895,000,000 | 1,545,000,000 | - |
| Current | | | |
| from related party | 67,444 | 67,444 | 67,444 |
| | 67,444 | 67,444 | 67,444 |
| Total Borrowings | 1,895,067,444 | 1,545,067,444 | 67,444 |

i) The Company has issued 10% optionally convertible debentures of Rs. 100 each which are secured on the lands and any developments there on.

ii) The debentures shall be redeemed from time to time in a manner that each class B debentures received at least an IRR of 25% save and except upon the occurrence of an Event of default when it would be redeemed at such time as the holders thereof direct the Company to, and in such event it shall be redeemed prior to the redemption of the Class A Debenture and at such time the debentures shall be paid all accrued interest/coupon including the IRR payable on the Class B Debenture in accordance with the Investment agreement.



Purva Good Earth Properties Private Limited
Summary of significant accounting policies and other explanatory information
(All amounts in ₹, unless otherwise stated)

11 Trade Payables

| Particulars | As at | | |
|---|------------------|------------------|---------------|
| | March 31, 2017 | March 31, 2016 | April 1, 2015 |
| Trade Payables | | | |
| a) total outstanding dues of micro enterprises and small enterprises; and | - | - | - |
| b) total outstanding dues of creditors other than micro enterprises and small enterprises | | | |
| from related parties | 358,825 | 360,275 | |
| from others | 780,159 | 2,079,208 | 29,978 |
| | <u>1,138,984</u> | <u>2,439,483</u> | <u>29,978</u> |

9 Other financial liabilities

| Particulars | As at | | |
|--------------------------------|--------------------|--------------------|---------------|
| | March 31, 2017 | March 31, 2016 | April 1, 2015 |
| Non-current | | | |
| Interest accrued on debentures | 689,248,443 | 271,343,613 | |
| | <u>689,248,443</u> | <u>271,343,613</u> | <u>-</u> |

12 Other liabilities

| Particulars | As at | | |
|-----------------------|------------------|------------------|---------------|
| | March 31, 2017 | March 31, 2016 | April 1, 2015 |
| Current | | | |
| Others | | | |
| Statutory remittances | 1,218,869 | 3,232,577 | - |
| | <u>1,218,869</u> | <u>3,232,577</u> | <u>-</u> |



Purva Good Earth Properties Private Limited
Summary of significant accounting policies and other explanatory information
(All amounts in ₹, unless otherwise stated)

| Particulars | For the year ended | |
|---|----------------------|------------------------|
| | 3/31/2017 | 3/31/2016 |
| 13 Material and contract costs incurred | | |
| Preliminary Expenses | 12,363 | 137,635 |
| Electrical Item & Works | 2,138,600 | 3,640,000 |
| Labour Charges (PUD) | 4,126,374 | 253,581,700 |
| Supply, Erection, Testing & Commissioning of STP | - | 1,820,000 |
| | 6,277,337 | 259,179,335 |
| 14 Land cost | - | 1,115,459,345 |
| | - | 1,115,459,345 |
| 15 Decrease / (increase) in inventory of properties under development and properties held for sale | | |
| Inventory at the beginning of the year | | |
| Properties under development | 1,665,530,112 | - |
| Properties held for sale | - | - |
| Inventory at the end of the year | | |
| Properties under development | 2,236,826,045 | 1,665,530,112 |
| Properties held for sale | - | - |
| | (571,295,933) | (1,665,530,112) |
| 17 Finance Costs | | |
| a) Interest | | |
| Interest on term loans | - | - |
| Interest on cash credits | - | - |
| Interest on debentures | 422,304,661 | 274,203,279 |
| Interest on Income Tax | - | - |
| b) exchange differences regarded as an adjustment to borrowing costs | - | - |
| c) bank charges | 6,658 | - |
| d) loan and other processing charges | - | - |
| e) others | 610 | 37,011 |
| | 422,311,929 | 274,240,290 |
| Finance Income: | | |
| Bank deposits | - | 137,106 |
| Interest on loan to related parties | - | - |
| Interest received from customers | - | - |
| Income from units of mutual funds | - | - |
| Interest on loan to subsidiaries | - | - |
| Others | - | - |
| | - | 137,106 |
| Net finance cost | 422,311,929 | 274,103,184 |



Purva Good Earth Properties Private Limited
Summary of significant accounting policies and other explanatory information
(All amounts in ₹, unless otherwise stated)

| Particulars | For the year ended | |
|---|--------------------|-------------------|
| | 3/31/2017 | 3/31/2016 |
| 19 Other expenses | | |
| Travel and conveyance | 28,006 | 144,716 |
| Legal and professional charges | 1,922,474 | 11,176,236 |
| Rent | 4,200,000 | 1,225,000 |
| Rates and taxes | 136,213,881 | 3,807,245 |
| Security charges | 781,799 | 719,794 |
| Communication costs | - | 255 |
| Printing and stationery | 500 | 5,054 |
| Audit fees | 100,000 | 100,000 |
| Miscellaneous expenses | 9,765 | 5,899 |
| | 143,256,425 | 17,184,199 |
| 20 Earnings per share (EPS) | | |
| Weighted average number of shares outstanding during the year | 10,000 | 10,000 |
| Add: Dilutive effect of stock options * | - | - |
| Weighted average number of shares used to compute diluted EPS | 10,000 | 10,000 |
| * Considered as nil as there is no probability of exercising the options by investors | | |
| Net profit after tax attributable to equity shareholders | (549,758) | (395,951) |
| Add: Interest on Debentures | - | - |
| Adjusted Profit | (549,758) | (395,951) |
| Earnings per share (₹) : | | |
| Basic | (54.98) | (39.60) |
| Diluted | (54.98) | (39.60) |



Purva Good Earth Properties Private Limited
Statement of changes in equity
(All amounts in ₹, unless otherwise stated)

| Particulars | Equity share capital | Related Earnings | Total |
|--|----------------------|------------------|-----------|
| Balance as at 1 April 2015 | 100,000 | (125,245) | (25,245) |
| Changes equity for the year ended March 31, 2016 | - | - | - |
| Restated balance at April 1, 2015 | 100,000 | (125,245) | (25,245) |
| Total Comprehensive Income for the year | - | - | - |
| Loss for the year | - | (395,951) | (395,951) |
| Any other changes | - | - | - |
| Balance as at 31 March 2016 | 100,000 | (521,196) | (421,196) |
| Loss for the year | - | (549,758) | (549,758) |
| Any other changes | - | - | - |
| Balance as at 31 March 2017 | 100,000 | (1,070,954) | (970,954) |



Purva Good Earth Properties Private Limited

Summary of significant accounting policies and other explanatory information

Reconciliation of equity as previously reported under IGAAP and Ind AS

| Particulars | Note | Opening Balance Sheet as at April 1, 2015 | | | Balance Sheet as at March 31, 2016 | | |
|---|------|---|---------------------------------|-----------|------------------------------------|---------------------------------|---------------|
| | | IGAAP | Effects of transition to Ind AS | Ind AS | IGAAP | Effects of transition to Ind AS | Ind AS |
| ASSETS | | | | | | | |
| Non-current assets | | | | | | | |
| Property, plant and Equipments | | - | - | - | - | - | - |
| Capital Work in Progress | | - | - | - | - | - | - |
| Investment Property | | - | - | - | - | - | - |
| Intangible assets | | - | - | - | - | - | - |
| Financial Assets | | | | | | | |
| Investments | | - | - | - | - | - | - |
| Loans | | - | - | - | 2,100,000 | - | 2,100,000 |
| Other financial assets | | - | - | - | - | - | - |
| Deferred tax assets (net) | | - | - | - | - | - | - |
| Other non-current assets | | - | - | - | - | - | - |
| Total non-current assets | | - | - | - | 2,100,000 | - | 2,100,000 |
| Current assets | | | | | | | |
| Inventories | | | | | | | |
| Properties under development | | - | - | - | 1,505,578,199 | 159,951,913 | 1,665,530,112 |
| Financial assets | | | | | | | |
| Investments | | - | - | - | - | - | - |
| Trade receivables | | - | - | - | - | - | - |
| Cash and cash equivalents | | 72,177 | - | 72,177 | 8,381,615 | - | 8,381,615 |
| Loans | | - | - | - | 145,650,195 | - | 145,650,195 |
| Other financial assets | | - | - | - | - | - | - |
| Other current assets | | - | - | - | - | - | - |
| Total current assets | | 72,177 | - | 72,177 | 1,659,610,009 | 159,951,913 | 1,819,561,922 |
| Total Assets | | 72,177 | - | 72,177 | 1,661,710,009 | 159,951,913 | 1,821,661,922 |
| EQUITY AND LIABILITIES | | | | | | | |
| Equity | | | | | | | |
| Equity Share capital | | 100,000 | - | 100,000 | 100,000 | - | 100,000 |
| Other equity | | (125,245) | - | (125,245) | (521,196) | - | (521,196) |
| Total equity | | (25,245) | - | (25,245) | (421,196) | - | (421,196) |
| Liabilities | | | | | | | |
| Non-current Liabilities | | | | | | | |
| Financial Liabilities | | | | | | | |
| Borrowings | | - | - | - | 1,545,000,000 | - | 1,545,000,000 |
| Other financial liabilities | | - | - | - | - | - | - |
| Provisions | | - | - | - | - | - | - |
| Deferred Tax liability (net) | | - | - | - | - | - | - |
| Other non-current liabilities | | - | - | - | - | - | - |
| Total non-current liabilities | | - | - | - | 1,545,000,000 | - | 1,545,000,000 |
| Current Liabilities | | | | | | | |
| Financial Liabilities | | | | | | | |
| Borrowings | | - | - | - | - | - | - |
| Trade Payables | | - | - | - | - | - | - |
| (a) total outstanding dues of micro enterprises and small enterprises; and | | - | - | - | - | - | - |
| (b) total outstanding dues of creditors other than micro enterprises and small enterprises. | | 29,978 | - | 29,978 | 2,349,483 | - | 2,349,483 |
| Other financial liabilities | | - | - | - | 111,391,700 | 159,951,913 | 271,343,613 |
| Other current liabilities | | 67,444 | - | 67,444 | 3,300,021 | - | 3,300,021 |
| Provisions | | - | - | - | 90,000 | - | 90,000 |
| Current tax liabilities (Net) | | - | - | - | - | - | - |
| Total current liabilities | | 97,422 | - | 97,422 | 117,131,204 | 159,951,913 | 277,083,117 |
| Total equity and liabilities | | 72,177 | - | 72,177 | 1,661,710,009 | 159,951,913 | 1,821,661,922 |



Purva Good Earth Properties Private Limited

Summary of significant accounting policies and other explanatory information

Reconciliation Statement of Profit and Loss as previously reported under IGAAP and Ind AS

| Particulars | Note | Year ended March 31, 2016 | | |
|---|------|---------------------------|---------------------------------|------------------|
| | | IGAAP | Effects of transition to Ind AS | Ind AS |
| Revenue From Operations | | - | - | - |
| Other Income | | - | - | - |
| Total Income | | - | - | - |
| EXPENSES | | | | |
| Material and contract cost | | 259,179,335 | - | 259,179,335 |
| Land cost | | 1,115,459,345 | - | 1,115,459,345 |
| Changes in inventory of properties under development and properties held for sale | | (1,505,578,199) | (159,951,913) | (1,665,530,112) |
| Employee benefits expense | | - | - | - |
| Finance costs (net) | | 114,151,271 | 159,951,913 | 274,103,184 |
| Depreciation and amortization expense | | - | - | - |
| Other expenses | | 17,184,199 | - | 17,184,199 |
| Total Expenses | | 395,951 | - | 395,951 |
| Profit before exceptional items and tax | | (395,951) | - | (395,951) |
| Exceptional Items | | - | - | - |
| Profit/(loss) before tax | | (395,951) | - | (395,951) |
| Tax expense: | | | | |
| Current tax | | - | - | - |
| Deferred tax | | - | - | - |
| Profit/(loss) for the period | | (395,951) | - | (395,951) |
| Other Comprehensive Income | | | | |
| A (i) Items that will not be reclassified to profit or loss | | | | |
| (a) Changes in revaluation surplus | | - | - | - |
| (b) Equity Instruments through Other Comprehensive Income | | - | - | - |
| (ii) Income tax relating to items that will not be reclassified to profit or loss | | - | - | - |
| B (i) Items that will be reclassified to profit or loss | | | | |
| (a) Exchange differences in translating the financial statements of a foreign operation | | - | - | - |
| (b) Debt Instruments through Other Comprehensive Income | | - | - | - |
| (ii) Income tax relating to items that will be reclassified to profit or loss | | - | - | - |
| Total Comprehensive Income for the period | | (395,951) | - | (395,951) |

Explanation for Reconciliation of equity as at 01 April 2015 and 31 March 2016 and Statement of profit and loss for the year ended 31 March 2016 as previously reported under IGAAP and Ind AS.

Under the previous GAAP, interest on borrowing are recorded on coupon rate as per the debenture terms at their transaction value. Under Ind AS, all financial liabilities are to be recognised at fair value. Accordingly, the Company has arrived the fair value of debentures under amortised cost method using effective interest rate.



Cash Flow Statement

(All amounts in ₹ lakhs, unless otherwise stated)

| | March 31, 2017 | March 31, 2016 |
|---|----------------------|------------------------|
| A. Cash flow from operating activities | | |
| Profit before tax and prior period items | (549,758) | (395,951) |
| Adjustments | - | - |
| Operating profit before working capital changes | (549,758) | (395,951) |
| Movements in working capital : | | |
| (Increase)/Decrease in trade receivables | - | - |
| (Increase)/Decrease in loans and advances and other current assets | (1,476,932) | (145,650,195) |
| (Increase)/Decrease in properties under development | (571,295,933) | (1,665,530,112) |
| Increase/(Decrease) in current liabilities and provisions | 414,590,623 | 276,985,695 |
| Cash (used in)/received from operations | (158,732,000) | (1,534,590,563) |
| Direct taxes paid | - | - |
| Net cash from/(used in) operating activities | (158,732,000) | (1,534,590,563) |
| B. Cash flows from investing activities | | |
| Deposits and advances | (183,660,000) | (2,100,000) |
| Properties held for development | - | - |
| Net cash from/(used in) investing activities | (183,660,000) | (2,100,000) |
| C. Cash flows from financing activities | | |
| Proceeds from/(repayments of) Long term borrowings | 350,000,000 | 1,545,000,000 |
| Net cash generated from/(used in) financing activities | 350,000,000 | 1,545,000,000 |
| Net increase/(decrease) in cash and cash equivalents (A + B + C) | 7,608,000 | 8,309,438 |
| Cash and cash equivalents at the beginning of the period/year | 8,381,615 | 72,177 |
| Cash and cash equivalents at the end of the period/year | 15,989,614 | 8,381,615 |
| Components of cash and cash equivalents | | |
| Cash and bank balances (as per Note 8 to the financial statements) | 15,989,614 | 8,381,615 |
| Less: Bank deposits and margin monies considered separately | - | - |
| | 15,989,614 | 8,381,615 |

This is the Cash Flow Statement referred to in our report of even date

For V D S R & Co
Chartered Accountants
FRN No.: 001626S

Venkatesh Kamath S V
Partner
M No: 202626

Place: Bengaluru
Date: 29 May 2017



For and on behalf of the Board of Directors

Ashish Puravankara
Director
DIN 00504524

Place: Bengaluru
Date: 29 May 2017

Jasbir Ashish Puravankara
Director
DIN 01918184

Place: Bengaluru
Date: 29 May 2017



Purva Good Earth Properties Private Limited
Summary of significant accounting policies and other explanatory information
(All amounts in ₹, unless otherwise stated)

21 Related party transactions

- (i) **Holding Company**
 Provident Housing Limited
- (ii) **Key management personnel**
 Mr. Ashish Puravankara
- (iii) **Entities controlled by key management personnel (other related parties)**
 Puravankara Projects Limited
 Handimen Services Limited

(iv) **The transactions with related parties for the year ended are as follows**

| Nature of transaction | Holding Company | | Key management personnel | | Other related parties | |
|------------------------------|-----------------|----------------|--------------------------|----------------|-----------------------|----------------|
| | March 31, 2017 | March 31, 2016 | March 31, 2017 | March 31, 2016 | March 31, 2017 | March 31, 2016 |
| Borrowings taken from | | | | | | |
| Provident Housing Limited | 87,500,000 | 386,250,000 | - | - | - | - |
| Interest on Loan | | | | | | |
| Provident Housing Limited | 145,631,207 | 28,596,654 | - | - | - | - |
| Security Charges | | | | | | |
| Handimen Services Ltd. | 781,799 | 719,794 | - | - | - | - |

(v) **Balances with related parties at the period end are as follows**

| Nature of transaction | Holding Company | | Key management personnel | | Other related parties | |
|---------------------------------------|-----------------|----------------|--------------------------|----------------|-----------------------|----------------|
| | March 31, 2017 | March 31, 2016 | March 31, 2017 | March 31, 2016 | March 31, 2017 | March 31, 2016 |
| Borrowings taken from | | | | | | |
| Long Term Borrowings | | | | | | |
| Provident Housing Limited | 473,750,000 | 386,250,000 | - | - | - | - |
| Interest accrued on debentures | | | | | | |
| Provident Housing Limited | 167,327,189 | 26,097,263 | - | - | - | - |
| Borrowings | | | | | | |
| Puravankara Projects Limited | 67,444 | 67,444 | - | - | - | - |
| Trade Payables | | | | | | |
| Handimen Services Ltd. | 70,142 | 94,277 | - | - | - | - |



Purva Good Earth Properties Private Limited

Summary of significant accounting policies and other explanatory information

Financial Instruments

Financial Instruments by category

The carrying value and fair value of financial instruments by categories of March 31, 2017 as follows:

| Particulars | Amortised cost | FVTPL | FVTOCI | Total carrying value | Total fair value |
|---|----------------------|----------|----------|----------------------|----------------------|
| Financial assets : | | | | | |
| Other financial assets | 185,760,000 | - | - | 185,760,000 | 185,760,000 |
| Cash and cash equivalents including other bank balances | 15,989,614 | - | - | 15,989,614 | 15,989,614 |
| Total financial assets | 201,749,614 | - | - | 201,749,614 | 201,749,614 |
| Financial liabilities : | | | | | |
| Convertible Debentures | 1,895,000,000 | - | - | 1,895,000,000 | 1,895,000,000 |
| Other financial liabilities | 689,248,443 | - | - | 689,248,443 | 689,248,443 |
| Borrowings | 67,444 | - | - | 67,444 | 67,444 |
| Trade payables | 1,138,984 | - | - | 1,138,984 | 1,138,984 |
| | 2,585,454,871 | - | - | 2,585,454,871 | 2,585,454,871 |

The carrying value and fair value of financial instruments by categories of March 31, 2016 as follows:

| Particulars | Amortised cost | FVTPL | FVTOCI | Total carrying value | Total fair value |
|---|----------------------|----------|----------|----------------------|----------------------|
| Financial assets : | | | | | |
| Other financial assets | 2,100,000 | - | - | 2,100,000 | 2,100,000 |
| Cash and cash equivalents including other bank balances | 8,381,615 | - | - | 8,381,615 | 8,381,615 |
| Total financial assets | 10,481,615 | - | - | 10,481,615 | 10,481,615 |
| Financial liabilities : | | | | | |
| Convertible Debentures | 1,545,000,000 | - | - | 1,545,000,000 | 1,545,000,000 |
| Other financial liabilities | 271,343,613 | - | - | 271,343,613 | 271,343,613 |
| Borrowings | 67,444 | - | - | 67,444 | 67,444 |
| Trade payables | 2,439,483 | - | - | 2,439,483 | 2,439,483 |
| Total financial liabilities | 1,818,850,540 | - | - | 1,818,850,540 | 1,818,850,540 |

The carrying value and fair value of financial instruments by categories of April 1, 2015 as follows:

| Particulars | Amortised cost | FVTPL | FVTOCI | Total carrying value | Total fair value |
|---|----------------|----------|----------|----------------------|------------------|
| Financial assets : | | | | | |
| Cash and cash equivalents including other bank balances | 72,177 | - | - | 72,177 | 72,177 |
| Total financial assets | 72,177 | - | - | 72,177 | 72,177 |
| Liabilities: | | | | | |
| Borrowings | 67,444 | - | - | 67,444 | 67,444 |
| Trade payables | 29,978 | - | - | 29,978 | 29,978 |
| Total financial liabilities | 97,422 | - | - | 97,422 | 97,422 |



Purva Good Earth Properties Private Limited

Summary of significant accounting policies and other explanatory information

(All amounts in ₹ crore, unless otherwise stated)

Notes to financial instruments

i.

The management assessed that the fair value of cash and cash equivalents, loans, other financial assets, trade payables and other financial liabilities approximate the carrying amount largely due to short-term maturity of these instruments.

The fair value of the financial assets and liabilities is included at the amount at which the instrument could be exchanged in a current transaction between willing parties, other than in a forced or liquidation sale.

ii. **Fair value hierarchy**

Financial assets and financial liabilities measured at fair value in the statement of financial position are grouped into three Levels of a fair value hierarchy. The three Levels are defined based on the observability of significant inputs to the measurement, as follows:

Level 1: Quoted prices (unadjusted) in active markets for financial instruments.

Level 2: The fair value of financial instruments that are not traded in an active market is determined using valuation techniques which maximise the use of observable market data rely as little as possible on entity specific estimates.

Level 3: Inputs for the assets or liabilities that are not based on the observable marked data (unobservable inputs)

Measurement of fair value of financial instruments

The Company's finance team performs valuations of financial items for financial reporting purposes, including Level 3 fair values, in consultation with third party valuation specialist for complex valuations. Valuation techniques are selected based on the characteristics of each instrument, with the overall objective of maximizing the use of market-based information.

The following table shows the Levels within the hierarchy of financial assets and liabilities measured at fair value on a recurring basis.

| Particulars | As at 31 March 2017 | | | |
|-----------------------|---------------------|---------|---------|-------|
| | Level 1 | Level 2 | Level 3 | Total |
| Financial assets | - | - | - | - |
| Financial liabilities | - | - | - | - |

| Particulars | As at 31 March 2016 | | | |
|-----------------------|---------------------|---------|---------|-------|
| | Level 1 | Level 2 | Level 3 | Total |
| Financial assets | - | - | - | - |
| Financial liabilities | - | - | - | - |

| Particulars | As at 01 April 2015 | | | |
|-----------------------|---------------------|---------|---------|-------|
| | Level 1 | Level 2 | Level 3 | Total |
| Financial assets | - | - | - | - |
| Financial liabilities | - | - | - | - |



Purva Good Earth Properties Private Limited

Summary of significant accounting policies and other explanatory information

(All amounts in ₹ crore, unless otherwise stated)

35 Financial risk management

Financial risk factors

The Company's activities expose it to market risk, liquidity risk and credit risk. This note explains the sources of risk which the entity is exposed to and how the entity manages the risk and the related impact in the financial statements.

| Risk | Exposure arising from | Measurement |
|-----------------------------|---|-----------------------------|
| Credit risk | Cash and cash equivalent, financial assets measured at amortised cost | Ageing analysis |
| Liquidity risk | Borrowings and other financial liabilities | Rolling cash flow forecasts |
| Market risk – Interest rate | Long-term borrowings at variable rates | Sensitivity analysis |

The Company's risk management is carried out by a central treasury department (of the group) under policies approved by the board of directors. The board of directors provides written principles for overall risk management, as well as policies covering specific areas, such interest rate risk, credit risk and investment of excess liquidity.

a. Credit risk

Credit risk arises from cash and cash equivalents and Other financial assets carried at amortised cost

Credit risk management

The finance function of the Company assesses and manages credit risk based on internal credit rating system. Internal credit rating is performed for each class of financial instruments with different characteristics. The Company assigns the following credit ratings to each class of financial assets based on the assumptions, inputs and factors specific to the class of financial assets.

L1: High-quality assets, negligible credit risk

L2: Quality assets, low credit risk

L3: Standard assets, moderate credit risk

L4: Substandard assets, high credit risk

L5: Doubtful assets, credit-impaired

Assets under credit risk –

| Credit rating | Particulars | 31 Mar 2017 | 31 Mar 2016 | 01 Apr 2015 |
|---------------|-------------------|--------------------|------------------|-------------|
| L1 | Security deposits | 185,760,000 | 2,100,000 | - |
| | | 185,760,330 | 2,100,220 | - |

The risk parameters are same for all financial assets for all period presented. The Company considers the probability of default upon initial recognition of asset and whether there has been a significant increase in credit risk on an on-going basis throughout each reporting period. In general, it is presumed that credit risk has significantly increased since initial recognition if the payments are more than 30 days past due. A default on a financial asset is when the counterparty fails to make contractual payments when they fall due. This definition of default is determined by considering the business environment in which entity operates and other macro-economic factors.

b. Liquidity risk

Prudent liquidity risk management implies maintaining sufficient cash and marketable securities and the availability of funding through an adequate amount of committed credit facilities to meet obligations when due. Due to the nature of the business, the Company maintains flexibility in funding by maintaining availability under committed facilities.

Management monitors rolling forecasts of the Company's liquidity position and cash and cash equivalents on the basis of expected cash flows. The Company takes into account the liquidity of the market in which the entity operates. In addition, the Company's liquidity management policy involves projecting cash flows in major currencies and considering the level of liquid assets necessary to meet these, monitoring balance sheet liquidity ratios against internal and external regulatory requirements and maintaining debt financing plans.



Purva Good Earth Properties Private Limited

Summary of significant accounting policies and other explanatory information

Maturities of financial liabilities

The tables below analyse the Company's financial liabilities into relevant maturity groupings based on their contractual maturities for all non-derivative financial liabilities. The amounts disclosed in the table are the contractual undiscounted cash flows. Balances due within 12 months equal their carrying balances as the impact of discounting is insignificant.

| 31 March 2017 | Less than 3 months | 3 months to 6 months | 6 months to 1 year | 1 year to 2 years | 2 years to 5 years | 5 years and above | Total |
|---------------------------|--------------------|----------------------|--------------------|-------------------|--------------------|----------------------|----------------------|
| Non-derivatives | | | | | | | |
| Non-current borrowings | - | - | - | - | - | 1,895,000,000 | 1,895,000,000 |
| Current borrowings | 67,444 | - | - | - | - | - | 67,444 |
| Trade payable | 1,138,984 | - | - | - | - | - | 1,138,984 |
| Other financial liability | - | - | - | - | 689,248,443 | - | 689,248,443 |
| Total | 1,206,428 | - | - | - | 689,248,443 | 1,895,000,000 | 2,585,454,871 |
| 31 March 2016 | Less than 3 months | 3 months to 6 months | 6 months to 1 year | 1 year to 2 years | 2 years to 5 years | 5 years and above | Total |
| Non-derivatives | | | | | | | |
| Non-current borrowings | - | - | - | - | - | 1,545,000,000 | 1,545,000,000 |
| Current borrowings | 67,444 | - | - | - | - | - | 67,444 |
| Trade payable | 2,439,483 | - | - | - | - | - | 2,439,483 |
| Security deposits | - | - | - | - | - | - | - |
| Other financial liability | - | - | - | - | 271,343,613 | 0 | 271,343,613 |
| Total | 2,506,927 | - | - | - | - | 1,545,000,000 | 1,818,850,540 |
| 01 April 2015 | Less than 3 months | 3 months to 6 months | 6 months to 1 year | 1 year to 2 years | 2 years to 5 years | 5 years and above | Total |
| Non-derivatives | | | | | | | |
| Current borrowings | 67,444 | - | - | - | - | - | 67,444.00 |
| Trade payable | 29,978 | - | - | - | - | - | 29,978.00 |
| Security deposits | - | - | - | - | - | - | - |
| Other financial liability | - | - | - | - | - | - | - |
| Total | 97,422.00 | - | - | - | - | - | 97,422.00 |

c. Interest rate risk

The Company's fixed rate borrowings are carried at amortised cost. They are therefore not subject to interest rate risk as defined in Ind AS 107, since neither the carrying amount nor the future cash flows will fluctuate because of a change in market interest rates.

The Company's variable rate borrowing is subject to interest rate. Below is the overall exposure of the borrowing:

| | 31 Mar 2017 | 31 Mar 2016 | 01 Apr 2015 |
|-------------------------|----------------------|----------------------|------------------|
| Fixed rate borrowing | 1,895,000,000 | 1,545,000,000 | - |
| Interest free borrowing | 67,444 | 67,444 | 67,444 |
| Total borrowings | 1,895,067,444 | 1,545,067,444 | 67,444.00 |

36 Capital Management

The Company's objectives when managing capital are to:

Safeguard their ability to continue as a going concern, so that they can continue to provide returns for shareholders and benefits for other stakeholders, and maintain an optimal capital structure to reduce the cost of capital.

In order to maintain or adjust the capital structure, the company may adjust the amount of dividends paid to shareholders, return capital to shareholders, issue new shares or sell assets to reduce debt.

The company monitors its capital using gearing ratio, which is net debt divided by total equity. Net debt includes long term borrowings, short term borrowings, current maturities of long term borrowings less cash and cash equivalents and other bank balances.

| Particulars | 31 Mar 2017 | 31 Mar 2016 | 01 Apr 2015 |
|---------------------------------|----------------------|-------------|-------------|
| Long term borrowings | 1,895,000,000 | | |
| Short term borrowings | 67,444 | | |
| Less: Cash and cash equivalents | 15,989,614 | | |
| Net debt | 1,879,077,830 | | |
| Total equity | 100,000 | | |
| Gearing ratio | 0.0 | | |

(i) Equity includes all capital and reserves of the Company that are managed as capital

(ii) Debt is defined long term and short term borrowings



Purva Good Earth Properties Private Limited

Purva Good Earth Properties Private Limited

Summary of significant accounting policies and other explanatory information

Supplementary statutory information

| | March 31, 2017 | March 31, 2016 |
|---|----------------|----------------|
| i. Earnings in foreign currency | Nil | Nil |
| ii. Expenditure in foreign currency | Nil | Nil |
| iii. Value of imports at CIF basis | Nil | Nil |
| iv. Contingent liabilities | Nil | Nil |
| v. Capital commitment | Nil | Nil |
| In the opinion of the Board and to the best of its knowledge and belief, the value on realization of current assets, loans and advances will, in the ordinary course of business, not be less than the amounts at which they are stated in the Balance Sheet. | | |

Specified bank notes during the period 08.11.2016 to 30.12.2016*

| Particulars | SBNs | Other denomination notes | Total |
|------------------------------------|------|--------------------------|-------|
| Closing cash in hand on 08.11.2016 | - | - | - |
| Add: Permitted Receipts | - | - | - |
| Less: Permitted Payments | - | - | - |
| Less: Amounts deposited in Banks | - | - | - |
| Closing cash in hand on 30.12.2016 | - | - | - |

*During the year, there were no cash transactions carried out by the Company and cash balances held by the Company.

Disclosures of dues to micro, small and medium enterprises

(a) the principal amount and the interest due thereon (to be shown separately)

Nil Nil

remaining unpaid to any supplier at the end of each accounting year;

(b) the amount of interest paid by the buyer in terms of section 16 of the Micro, Small and Medium Enterprises Development Act, 2006, along with the amount of the payment made to the supplier beyond the appointed day during each accounting year;

Nil Nil

(c) the amount of interest due and payable for the period of delay in making payment (which have been paid but beyond the appointed day during the year) but without adding the interest specified under the Micro, Small and Medium Enterprises Development Act, 2006;

Nil Nil

(d) the amount of interest accrued and remaining unpaid at the end of each accounting year; and

Nil Nil

(e) the amount of further interest remaining due and payable even in the succeeding years, until such date when the interest dues above are actually paid to the small enterprise, for the purpose of disallowance of a deductible expenditure under section 23 of the Micro, Small and Medium Enterprises Development Act, 2006.

Nil Nil

Prior period comparatives

Prior period comparatives have been regrouped/reclassified wherever necessary to conform to the presentation in the current period.

For V D S R & Co
Chartered Accountants
FRN No.: 001626S

 Venkatesh Kamath S.V.


Partner
M No: 202626
Bengaluru
29 May 2017



For and on behalf of the Board of Directors



Ashish Puravankara
Director
DIN 00504524
Bengaluru
29 May 2017



Jasbir Ashish Puravankara
Director
DIN 01918184
Bengaluru
29 May 2017



Summary of significant accounting policies and other explanatory information

1 Company overview and significant accounting policies

1.1 Company overview

Purva Good Earth Private Limited (the 'Company') was incorporated on 10 April 2007 under Companies Act, 1956. The registered office is located at 130/1, Ulsoor Road, Bengaluru 560042, India. The Company is engaged in the business of construction, development and sale of all or any part of housing projects, commercial premises and other related activities.

1.2 Significant accounting policies

a. Basis of preparation of financial statements

The financial statements of the Company have been prepared in accordance with the Indian Accounting Standards (Ind-AS) as notified under section 133 of the Companies Act 2013 read with the Companies (Indian Accounting Standards) Rules 2015 (by Ministry of Corporate Affairs ('MCA')). The Company has uniformly applied the accounting policies during the periods presented.

For all periods up to and including the year ended 31 March 2016, the Company has prepared its financial statements in accordance with accounting standards notified under the section 133 of the Companies Act 2013, read together with paragraph 7 of the Companies (Accounts) Rules, 2014 (Previous GAAP). These financial statements for the year ended 31 March 2017 are the first which the Company has prepared in accordance with Ind AS (see note 46 for explanation for transition to Ind AS). For the purpose of comparatives, financial statements for the year ended 31 March 2016 are also prepared under Ind AS.

The financial statements for the year ended 31 March 2017 were authorized and approved for issue by the Board of Directors on 29 May 2017. Amendments to the financial statements are permitted after approval.

Basis of preparation of financial statements

The financial statements have been prepared on going concern basis under the historical cost basis except for certain financial assets and liabilities which are measured at fair value.

Historical cost is generally based on the fair value of the consideration given in exchange for goods and services.

b. Use of estimates

The preparation of financial statements is in conformity with generally accepted accounting principles which require the management of the Company to make judgements, estimates and assumptions that affect the reported amount of revenues, expenses, assets and liabilities and disclosure of contingent liabilities at the end of the reporting period. Although these estimates are based upon the management's best knowledge of current events and actions, uncertainty about these assumptions and estimates could result in the outcomes requiring a material adjustment to the carrying amounts of assets or liabilities in future period. Appropriate changes in estimates are made as management becomes aware of changes in circumstances surrounding the estimates. Application of accounting policies that require significant accounting estimates involving complex and subjective judgments and the use of assumptions in these financial statements have been disclosed in note 1.3.

c. Standards, not yet effective and have not been adopted early by the Company

Information on new standards, amendments and interpretations that are expected to be relevant to the financial statements is provided below.

Amendment to Ind AS 7 'Statement of Cash Flows'

An entity shall provide disclosures that enable users of financial statements to evaluate changes in liabilities arising from financing activities, including both changes arising from cash flows and non-cash changes.

To the extent necessary to satisfy the requirement in paragraph 44A, an entity shall disclose the following changes in liabilities arising from financing activities:

- (a) changes from financing cash flows;
- (b) changes arising from obtaining or losing control of subsidiaries or other businesses;
- (c) the effect of changes in foreign exchange rates;
- (d) changes in fair values; and
- (e) other changes.

The effective date of the amendment is 01 April 2017. There is no impact of the same as the amendment relates to disclosures only.

Current versus non-current classification

The Company presents assets and liabilities in the balance sheet based on current/ non-current classification.

An asset is classified as current when it is:

- Expected to be realised or intended to sold or consumed in normal operating cycle
- Held primarily for the purpose of trading
- Expected to be realised within twelve months after the reporting period, or
- Cash or cash equivalent unless restricted from being exchanged or used to settle a liability for at least twelve months after the reporting period

All other assets are classified as non-current.

A liability is classified as current when:

- It is expected to be settled in normal operating cycle
- It is held primarily for the purpose of trading
- It is due to be settled within twelve months after the reporting period, or
- There is no unconditional right to defer the settlement of the liability for at least twelve months after the reporting period

All other liabilities are classified as non-current.

Deferred tax assets and liabilities are classified as non-current assets and liabilities.

Based on the nature of service and the time between the acquisition of assets for development and their realisation in cash and cash equivalents, the Company has ascertained its operating cycle as four years for the purpose of current and non-current classification of assets and liabilities which pertain to the project and for all other assets and liabilities the Company has considered twelve months.



Summary of significant accounting policies and other explanatory information

Foreign currency transactions

Functional and presentation currency

The financial statements are presented in Indian Rupee ('₹') which is also the functional and presentation currency of the Company. All amounts have been rounded-off to the nearest rupee, unless otherwise indicated.

(a) Initial recognition

Foreign currency transactions are recorded in the functional currency, by applying to the exchange rate between the functional currency and the foreign currency at the date of the transaction.

(b) Conversion

Foreign currency monetary items are converted to functional currency using the closing rate. Non-monetary items denominated in a foreign currency which are carried at historical cost are reported using the exchange rate at the date of the transaction; and non-monetary items which are carried at fair value or any other similar valuation denominated in a foreign currency are reported using the exchange rates that existed when the values were determined.

Exchange differences arising on monetary items on settlement, or restatement as at reporting date, at rates different from those at which they were initially recorded, are recognized in the statement of profit and loss in the year in which they arise

d. Revenue recognition

Revenue from projects

Revenue is recognised when it is probable that the economic benefits will flow to the Company and it can be reliably measured, which coincides with entering into a legally binding agreement. Revenue is measured at the fair value of the consideration received/receivable net of rebate and taxes.

In accordance with the "Guidance Note on Accounting for Real Estate Transactions (for entities to whom Ind AS is applicable)" (Guidance note) all projects where revenue is recognized for the first time, construction revenue on such projects have been recognized on percentage of completion method provided the following thresholds have been met:

(a) all critical approvals necessary for the commencement have been obtained;

(b) the expenditure incurred on construction and development costs is not less than 25 percent of the total estimated construction and development costs;

(c) at least 25 percent of the saleable project area is secured by agreements with buyers; and

(d) at least 10 percent of the agreements are realized at the reporting date in respect of such contracts.

Contract revenues represent the aggregate amounts of fair value of sale price for agreements entered into and are accrued based on the percentage that the actual construction costs incurred until the reporting date bears to the total estimated construction costs to completion. For projects where the risks and rewards on the sale of the UDS are separable from the risks and rewards on the construction contract, land costs are excluded for the purpose of computing the percentage of completion.

Contract costs include the estimated construction, development, proportionate land cost and other directly attributable costs of the projects under construction. Losses expected to be incurred on projects in progress, are charged to the Statement of Profit and Loss in the period in which these losses are known.

The estimates for saleable area and contract costs are reviewed by the management periodically and the cumulative effect of the changes in these estimates, if any, are recognized in the period in which these changes may be reliably measured.

Accounting policies have been consistently applied except where a newly issued accounting standard is initially adopted or a revision to an existing accounting standard requires a change in the accounting policy hitherto in use



Summary of significant accounting policies and other explanatory information

e. Inventories

Raw materials

Inventory includes raw materials used for the construction activity of the Company. Raw materials are valued at the lower of cost and net realizable value with the cost being determined on a 'First In First Out' basis.

Properties under development

Properties under development represents construction work in progress which are stated at the lower of cost and net realizable value. This comprises of cost of land, construction related overhead expenditure, borrowing costs and other net costs incurred during the period of development.

Properties held for sale

Completed properties held for sale are stated at the lower of cost and net realizable value. Cost includes cost of land, construction related overhead expenditure, borrowing costs and other costs incurred during the period of development.

Net realisable value is the estimated selling price in the ordinary course of business less estimated costs of completion and estimated costs necessary to make the sale.

Properties held for development

Properties held for development represents land acquired for future development and construction, and is stated at cost including the cost of land, the related costs of acquisition, borrowing cost, where applicable and other costs incurred to get the properties ready for their intended use.

f. Property, Plant and Equipment

Recognition and initial measurement

Properties plant and equipment are stated at their cost of acquisition. The cost comprises purchase price, borrowing cost if capitalization criteria are met, any expected costs of decommissioning and any directly attributable cost of bringing the asset to its working condition for the intended use. Any trade discount and rebates are deducted in arriving at the purchase price.

Subsequent costs are included in the asset's carrying amount or recognised as a separate asset, as appropriate, only when it is probable that future economic benefits associated with the item will flow to the Company. All other repair and maintenance costs are recognised in Statement of Profit and Loss as incurred.

Depreciation and useful lives

Depreciation/amortization on fixed assets is provided on the straight-line method, based on the useful life of asset specified in Schedule II to the Companies Act, 2013. The Management estimates the useful lives of the assets as per the indicative useful life prescribed in Schedule II to the Companies Act, 2013, except shuttering materials whose life is estimated as 7 years. Depreciation, amortization methods, residual values and useful lives are reviewed periodically including at each financial year end.

Cost of assets not ready for use at the balance sheet date are disclosed under capital work-in-progress.

De-recognition

An item of property, plant and equipment and any significant part initially recognised is derecognised upon disposal or when no future economic benefits are expected from its use or disposal. Any gain or loss arising on de-recognition of the asset (calculated as the difference between the net disposal proceeds and the carrying amount of the asset) is included in the Statement of Profit and Loss when the asset is derecognised.

g. Intangible assets

Recognition and initial measurement

Intangible assets (softwares) are stated at their cost of acquisition. The cost comprises purchase price, borrowing cost if capitalization criteria are met and directly attributable cost of bringing the asset to its working condition for the intended use. Any trade discount and rebates are deducted in arriving at the purchase price.

Subsequent measurement (amortisation)

The cost of capitalized software is amortized over a period of 6 years from the date of its acquisition on a straight line basis.

h. Investment Property

Investment properties are properties held to earn rentals or for capital appreciation, or both. Investment properties are measured initially at their cost of acquisition. Cost comprises the purchase price and any cost attributable to bringing the asset to its working condition for its intended use.

Subsequent costs are included in the asset's carrying amount or recognised as a separate asset, as appropriate, only when it is probable that future economic benefits associated with the item will flow to the Company. All other repair and maintenance costs are recognised in statement of profit or loss as incurred.

Though the Company measures investment property using cost based measurement, the fair value of investment property is disclosed in the notes. Fair values are determined based on an annual evaluation performed by an accredited external independent valuer who holds a recognised and relevant professional qualification and has recent experience in the location and category of the investment property being valued.

i. Borrowing cost

Borrowing costs directly attributable to the acquisition, construction or production of a qualifying asset are capitalized during the period of time that is necessary to complete and prepare the asset for its intended use or sale. A qualifying asset is one that necessarily takes substantial period of time to get ready for its intended use. All other borrowing costs are charged to the Statement of Profit and Loss as incurred.



Summary of significant accounting policies and other explanatory information

j. Advertisement and promotional expense

Advertisement and promotional expense in respect of projects currently being developed and for general corporate purposes are expensed to the Statement of Profit and Loss as incurred.

k. Cash and cash equivalents

Cash and cash equivalents include cash in hand, demand deposits with banks, other short term highly liquid investments with original maturity of three months or less that are readily convertible into known amounts of cash and which are subject to an insignificant risk of changes in value.

l. Leases

Finance leases

Assets acquired on lease which effectively transfer to the Company substantially all the risks and benefits incidental to ownership of the assets, are capitalized at the lower of the fair value and present value of the minimum lease payments at the inception of the lease term and disclosed as leased assets. Lease payments are apportioned between the finance charges and reduction of the lease liability based on the implicit rate of return. Finance charges are charged directly against income. Lease management fees, legal charges and other initial direct costs are capitalized.

If there is no reasonable certainty that the Company will obtain the ownership by the end of the lease term, capitalized leased assets are depreciated over the shorter of the estimated useful life of the asset or the lease term.

Operating leases

Leases where the lessor effectively retains substantially all the risks and benefits of ownership of the leased assets are classified as operating leases. Operating lease payments are recognized as an expense in the Statement of Profit and Loss on a straight-line basis over the lease term except where scheduled increase in rent compensates the Company with expected inflationary costs.

m. Tax expense

Income tax expense comprises current and deferred tax. Income tax expense is recognized in the Statement of Profit and Loss except to the extent that it relates to items recognized directly in equity, in which case it is recognized in other comprehensive income

Current income tax is recognized at the amount expected to be paid to or recovered from the tax authorities, using the tax rates and tax laws that have been enacted by the balance sheet date.

Deferred tax is provided using the liability method on temporary differences between the tax bases of assets and liabilities and their carrying amounts for financial reporting purposes at the reporting date. Deferred tax assets are recognized to the extent that it is probable that the underlying tax loss or deductible temporary difference will be utilized against future taxable income. This is assessed based on the Company's forecast of future operating results, adjusted for significant non-taxable income and expenses and specific limits on the use of any unused tax loss or credit. The carrying amount of deferred tax assets is reviewed at each reporting date and reduced to the extent that it is no longer probable that sufficient taxable profit will be available to allow all or part of the deferred tax asset to be utilised.



Summary of significant accounting policies and other explanatory information

Unrecognised deferred tax assets are re-assessed at each reporting date and are recognised to the extent that it has become probable that future taxable profits will allow the deferred tax asset to be recovered. Deferred income tax assets and liabilities are measured using tax rates and tax laws that have been enacted or substantively enacted by the Balance Sheet date and are expected to apply to taxable income in the years in which those temporary differences are expected to be recovered or settled

Minimum alternate tax (MAT) paid in a year is charged to the Statement of Profit and Loss as current tax. The Company recognizes MAT credit available as an asset only to the extent that there is convincing evidence that the Company will pay normal income tax during the specified period, i.e., the period for which MAT credit is allowed to be carried forward. In the year in which the Company recognizes MAT credit as an asset in accordance with the Guidance Note on Accounting for Credit Available in respect of Minimum Alternate Tax under the Income-tax Act, 1961, the said asset is created by way of credit to the Statement of Profit and Loss and shown as "MAT Credit Entitlement". The Company reviews the "MAT Credit Entitlement" asset at each reporting date and writes down the asset to the extent the Company does not have convincing evidence that it will pay normal tax during the specified period.

n. Earnings per share

Basic earnings per share is calculated by dividing the net profit or loss for the period attributable to equity shareholders (after deducting attributable taxes) by the weighted average number of equity shares outstanding during the period. The weighted average number of equity shares outstanding during the period is adjusted for events including a bonus issue.

For the purpose of calculating diluted earnings per share, the net profit or loss for the period attributable to equity shareholders and the weighted average number of shares outstanding during the period are adjusted for the effects of all dilutive potential equity shares.

o. Provisions and contingent liabilities

The Company creates a provision when there is a present obligation as a result of a past event that probably requires an outflow of resources and a reliable estimate can be made of the amount of the obligation. These estimates are reviewed at each reporting date and adjusted to reflect the current best estimates. Provisions are discounted to their present values, where the time value of money is material.

A disclosure for a contingent liability is made when there is a possible obligation or a present obligation that may, but probably will not, require an outflow of resources. Where there is a possible obligation or a present obligation in respect of which the likelihood of outflow of resources is remote, no provision or disclosure is made.

Contingent assets are neither recognized nor disclosed. However, when realization of income is virtually certain, related asset is recognized.

p. Financial instruments

Financial assets

Initial recognition

All financial assets are recognised initially at fair value and transaction cost that is attributable to the acquisition of the financial asset is also adjusted.

Subsequent measurement

Debt instruments at amortised cost – A 'debt instrument' is measured at the amortised cost if both the following conditions are met:

- The asset is held within a business model whose objective is to hold assets for collecting contractual cash flows, and
- Contractual terms of the asset give rise on specified dates to cash flows that are solely payments of principal and interest (SPPI) on the principal amount outstanding.

After initial measurement, such financial assets are subsequently measured at amortised cost using the effective interest rate (EIR) method.

De-recognition of financial assets

A financial asset is primarily de-recognised when the rights to receive cash flows from the asset have expired or the Company has transferred its rights to receive cash flows from the asset.

Financial liabilities

Initial recognition

All financial liabilities are recognised initially at fair value and transaction cost that is attributable to the acquisition of the financial liabilities is also adjusted. These liabilities are classified as amortised cost.

Subsequent measurement

These liabilities include are borrowings and deposits. Subsequent to initial recognition, these liabilities are measured at amortised cost using the effective interest method.

De-recognition of financial liabilities

A financial liability is de-recognised when the obligation under the liability is discharged or cancelled or expires. When an existing financial liability is replaced by another from the same lender on substantially different terms, or the terms of an existing liability are substantially modified, such an exchange or modification is treated as the de-recognition of the original liability and the recognition of a new liability. The difference in the respective carrying amounts is recognised in the statement of profit or loss.

Offsetting of financial instruments

Financial assets and financial liabilities are offset and the net amount is reported in the Balance Sheet if there is a currently enforceable legal right to offset the recognised amounts and there is an intention to settle on a net basis, to realise the assets and settle the liabilities simultaneously.



Summary of significant accounting policies and other explanatory information

r. Impairment of financial assets

In accordance with Ind-AS 109, the Company applies expected credit loss (ECL) model for measurement and recognition of impairment loss for financial assets.

ECL is the difference between all contractual cash flows that are due to the Company in accordance with the contract and all the cash flows that the Company expects to receive. When estimating the cash flows, the Company is required to consider –

- All contractual terms of the financial assets (including prepayment and extension) over the expected life of the assets.
- Cash flows from the sale of collateral held or other credit enhancements that are integral to the contractual terms.

Trade receivables

The Company applies approach permitted by Ind AS 109 Financial Instruments, which requires expected lifetime losses to be recognised from initial recognition of receivables.

Other financial assets

For recognition of impairment loss on other financial assets and risk exposure, the Company determines whether there has been a significant increase in the credit risk since initial recognition and if credit risk has increased significantly, impairment loss is provided.

s. Impairment of non-financial assets

At the end of each reporting period, the Company reviews the carrying amounts of its tangible and intangible assets to determine whether there is any indication that those assets have suffered an impairment loss. If any such indication exists, the recoverable amount of the asset is estimated in order to determine the extent of the impairment loss (if any). Where it is not possible to estimate the recoverable amount of an individual asset, the Company estimates the recoverable amount of the cash-generating unit to which the asset belongs. Where a reasonable and consistent basis of allocation can be identified, corporate assets are also allocated to individual cash-generating units, or otherwise they are allocated to the smallest group of cash-generating units for which a reasonable and consistent allocation basis can be identified.

Recoverable amount is the higher of fair value less costs to sell and value in use. In assessing value in use, the estimated future cash flows are discounted to their present value using a pre-tax discount rate that reflects current market assessments of the time value of money and the risks specific to the asset for which the estimates of future cash flows have not been adjusted.

If the recoverable amount of an asset (or cash-generating unit) is estimated to be less than its carrying amount, the carrying amount of the asset (or cash-generating unit) is reduced to its recoverable amount. An impairment loss is recognised immediately in the Statement of Profit and Loss, unless the relevant asset is carried at a revalued amount, in which case the impairment loss is treated as a revaluation decrease.

Where an impairment loss subsequently reverses, the carrying amount of the asset (or a cash-generating unit) is increased to the revised estimate of its recoverable amount, but so that the increased carrying amount does not exceed the carrying amount that would have been determined had no impairment loss been recognised for the asset (or cash-generating unit) in prior years. A reversal of an impairment loss is recognised immediately in the Statement of Profit and Loss, unless the relevant asset is carried at a revalued amount, in which case the reversal of the impairment loss is treated as a revaluation increase.

1.3 Significant management judgements in applying accounting policies

The following are significant management judgements in applying the accounting policies of the Company that have a significant effect on the financial statements:

- Fair value measurements** – Management applies valuation techniques to determine the fair value of financial instruments (where active market quotes are not available) and non-financial assets. This involves developing estimates and assumptions consistent with how market participants would price the instrument. Management uses the best information available. Estimated fair values may vary from the actual prices that would be achieved in an arm's length transaction at the reporting date.
- Provisions** – At each balance sheet date basis the management judgment, changes in facts and legal aspects, the Company assesses the requirement of provisions against the outstanding warranties and guarantees. However the actual future outcome may be different from this judgement.

