

PURAVANKARA

11.07.2014

✓ **General Manager – DCS,**
Listing Operations-Corporate Services Dept.
BSE Ltd.
1st Floor, New Trading Ring,
Rotunda Building, 'P J. Towers,
Dalal Street, Fort,
Mumbai 400 001.

Fax No.022 022-2272 3121/ 3719/ 2037/ 2039/
2041/ 2061/ 1278/ 1557/ 3354/ 3577.

Tel 022 - 2272 1233 / 34 /022-22721121 /2375

Stock Code: 532891

By Courier

corp.relations@bseindia.com

The Manager,
Listing Department,
National Stock Exchange of India Ltd.,
Exchange Plaza, 5th Floor,
Plot No. C/1, G Block,
Bandra-Kurla Complex, Bandra(E),
Mumbai 400 051.

Fax No.022 26598237 / 38 26598347 / 48

Tel No.2659 8452 / 26598235 – 36 / 26598100

Stock Code: PURVA

By Courier

cmlist@nse.co.in

Dear Sir / Madam,

Sub.: Equity Share Holding Pattern – Quarter Ended - 30.06.2014.

Ref.: Clause 35 of the Listing Agreement.



Enclosed please find the Equity Share Holding Pattern (SHP) for the Quarter Ended - 30.06.2014.

We would request you to take the same on record & acknowledge.

Thanking you,

Yours sincerely,

FOR PURAVANKARA PROJECTS LIMITED

ANIL KUMAR A.
CHIEF FINANCIAL OFFICER

Encl : a/a

PURAVANKARA

• 11.07.2014

General Manager – DCS,

Listing Operations-Corporate Services Dept.

BSE Ltd.

1st Floor, New Trading Ring,
Rotunda Building, 'P J. Towers,
Dalal Street, Fort,
Mumbai 400 001.

Fax No.022 022-2272 3121/ 3719/ 2037/ 2039/
2041/ 2061/ 1278/ 1557/ 3354/ 3577.

Tel 022 - 2272 1233 / 34 /022-22721121 /2375

Stock Code: 532891

By Courier

corp.relations@bseindia.com

The Manager,

Listing Department,

National Stock Exchange of India Ltd.,

Exchange Plaza, 5th Floor,

Plot No. C/1, G Block,

Bandra-Kurla Complex, Bandra(E),

Mumbai 400 051.

Fax No.022 26598237 / 38 26598347 / 48

Tel No.2659 8452 / 26598235 – 36 / 26598100

Stock Code: PURVA

By Courier

cmllist@nse.co.in

Dear Sir / Madam,

Sub.: Equity Share Holding Pattern – Quarter Ended - 30.06.2014.

Ref.: Clause 35 of the Listing Agreement.


Enclosed please find the Equity Share Holding Pattern (SHP) for the Quarter Ended - 30.06.2014.

We would request you to take the same on record & acknowledge.

Thanking you,

Yours sincerely,

FOR PURAVANKARA PROJECTS LIMITED



ANIL KUMAR A.

CHIEF FINANCIAL OFFICER



Encl : a/a

Puravankara Projects Limited

Registered Office: #130/1, Ulsoor Road, Bengaluru - 560 042 Tel : 91-080-2559 9000/4343 9999 Fax : 91-080-2559 9350

PURAVANKARA

(I) (a) STATEMENT SHOWING SHAREHOLDING PATTERN

Name of the Company: PURAVANKARA PROJECTS LIMITED Scrip Code, Name of the scrip, class of security: Equity Month Ended: 30 th June, 2014		BSE- 532891 , NSE- PURVA; Equity Shares		
Partly paid-up shares:		<i>No. of partly paid-up shares</i>	<i>As a % of total no. of partly paid-up shares</i>	<i>As a % of total no. of shares of the company</i>
Held by Promoter / Promoter Group		NIL	NIL	NIL
Held by public		NIL	NIL	NIL
Total		NIL	NIL	NIL
Outstanding convertible securities:		<i>No. of outstanding securities</i>	<i>As a % of total No. of outstanding convertible securities</i>	<i>As a % of total no. of shares of the company, assuming full conversion of the convertible securities</i>
Held by Promoter / Promoter Group		NIL	NIL	NIL
Held by public		NIL	NIL	NIL
Total		NIL	NIL	NIL
Warrants:		<i>No. of warrants</i>	<i>As a % of total no. of warrants</i>	<i>As a % of total no. of shares of the company, assuming full conversion of warrants</i>
Held by Promoter / Promoter Group		NIL	NIL	NIL
Held by public		NIL	NIL	NIL
Total		NIL	NIL	NIL
Total paid-up capital of the company assuming full conversion of warrants and convertible securities		1,185,748,430	(237,149,686 Equity Shares x Rs. 5/- paid up per Equity Share = Rs. 1185,748,430)	



Handwritten signature

Category Code	Category of shareholder	No. of shareholders	Total no. of shares	No. of shares held in dematerialised form	Total shareholding as a percentage of total number of shares		Shares pledged or otherwise encumbered	
					As a percentage of (A+B)	As a percentage of (A+B+C)	No. of shares	As a percentage
(I)	(II)	(III)	(IV)	(V)	(VI)	(VII)	(VIII)	(IX) = (VIII)/(IV)*100
(A)	Promoter and Promoter Group:							
1	Indian							
a.	Individuals/Hindu Undivided Family	1	177,852,904	177,852,904	75.00	75.00	-	-
b.	Central Government/State Government(s)	-	-	-	-	-	-	-
c.	Bodies Corporate	-	-	-	-	-	-	-
d.	Financial Institutions / Banks	-	-	-	-	-	-	-
e.	Any Other (specify) 1.Promoter Group (Individual)	3	4,560	4,560	0.00	0.00	-	-
	2. Director	1	4,800	4,800	0.00	0.00	-	-
	Sub Total (A)(1)	5	177,862,264	177,862,264	75.00	75.00	-	-
2	Foreign							
a.	Individuals (Non-Resident Individuals/Foreign Individuals)	-	-	-	-	-	-	-
b.	Bodies Corporate	-	-	-	-	-	-	-
c.	Institutions	-	-	-	-	-	-	-
d.	Qualified Foreign Investors	-	-	-	-	-	-	-
e.	Any Other (specify)	-	-	-	-	-	-	-
	Sub Total (A)(2)	-	-	-	-	-	-	-
	Total Shareholding of Promoter and Promoter Group (A)=(A)(1)+(A)(2)	5	177,862,264	177,862,264	75.00	75.00	-	-
(B)	Public shareholding:							
1	Institutions							
a.	Mutual Funds/UTI	21	15,515,698	15,515,698	6.54	6.54	-	-
b.	Financial Institutions / Banks	4	1,261,636	1,261,636	0.53	0.53	-	-
c.	Central Government/State Government(s)	-	-	-	-	-	-	-
d.	Venture Capital Funds	-	-	-	-	-	-	-
e.	Insurance Companies	2	1,881,275	1,881,275	0.79	0.79	-	-
f.	Foreign Institutional Investors	26	30,794,781	30,794,781	12.99	12.99	-	-
g.	Foreign Venture Capital Investors	-	-	-	-	-	-	-
h.	Qualified Foreign Investors	-	-	-	-	-	-	-
i.	Any Other (specify)	-	-	-	-	-	-	-
	Sub Total (B) (1)	53	49,453,390	49,453,390	20.85	20.85	-	-
2	Non-institutions							
a.	Bodies Corporate	342	5,694,077	5,694,077	2.40	2.40	-	-
b. i.	Individuals - shareholders holding nominal share capital up to Rs 1 Lakh	22,253	3,040,427	3,040,025	1.28	1.28	-	-
b. ii.	Individual shareholders holding nominal share capital in excess of Rs. 1 Lakh	4	160,706	160,706	0.07	0.07	-	-
	Sub Total (B) (2)	-	-	-	-	-	-	-
	Total Public Shareholding Public Group (B)=(B)(1)+(B)(2)	77	53,807,513	53,807,513	25.00	25.00	NA	NA
	Total (A)+(B)	122	231,669,777	231,669,777	100.00	100.00	-	-
(C)	Shares held by custodians and against							
i.	Promoter and Promoter group	-	-	-	-	-	-	-
ii.	Public	-	-	-	-	-	-	-
	Sub Total (C)	-	-	-	-	-	-	-
	GRAND TOTAL (A)+(B)+(C)	122	231,669,777	231,669,777	100.00	100.00	-	-



[Handwritten signature]

Statement showing holding of securities (including shares, warrants, convertible securities) of persons belonging to the category "Promoter and Promoter Group"


(I)(b)

Sr. No.	DP ID	Name of the shareholder	Details of Shares held		Encumbered shares			Details of warrants		Details of convertible securities		Total shares (including underlying shares assuming full conversion of warrants and convertible securities) as a % of diluted share capital
			Number of shares held	As a % of grand total (A)+(B)+(C)	No.	As a percentage	As a % of grand total (A)+(B)+(C) of sub-clause (I)(a)	Number of warrants held	As a % total number of warrants of the same class	Number of convertible securities held	As a % total number of convertible securities of the same class	
(I)		(II)	(III)	(IV)	(V)	(VI)=(V)/(II)*100	(VII)	(VIII)	(IX)	(X)	(XI)	(XII)
1	IN30016 710061500	RAVI PURAVANKARA(AABPP9144R)	177852904	75.00	-	0.00	-	-	-	-	-	75.00
2	IN30016 710098134	ASHISH PURAVANKARA (AAAPP5930A)	4,800	0.00	-	0.00	-	-	-	-	-	0.00
3	IN30016 710098360	VISHALAKSHI PURAVANKARA (BEHPP2939B)	1,920	0.00	-	0.00	-	-	-	-	-	0.00
4	IN30016 710098351	AARATI PURAVANKARA (AKLPP8093R)	1,440	0.00	-	0.00	-	-	-	-	-	0.00
5	IN30016 710098351	AMANDA PURAVANKARA (AVXPP2973P)	1,200	0.00	-	0.00	-	-	-	-	-	0.00
TOTAL			177,862,264	75.00	-	0.00	-	-	-	-	-	75.00

Other Directors Holdings

6	IN30051314355169	NANI R CHOKSEY (AAAPC4634J)	1,920
7	IN30009510413758	RVS Rao	2,000
Total			3,920

		177,866,184	75.00	0.00								75.00
--	--	--------------------	--------------	-------------	--	--	--	--	--	--	--	--------------



Statement showing holding of securities (including shares, warrants, convertible securities) of persons belonging to the category "Public" and holding


(I)(c)(i) More than 1% of the total number of shares

Sr. No.	Name of the shareholder	Number of shares held	Shares as a percentage of total number of shares {i.e., Grand Total (A)+(B)+(C) indicated in Statement at para (I)(a) above}	Details of warrants		Details of convertible securities		Total shares (including underlying shares assuming full conversion of warrants and convertible securities) as a % of diluted share capital
				Number of warrants held	As a % total number of warrants of the same class	Number of convertible securities held	% w.r.t total number of convertible securities of the same class	
1	HSBC GLOBAL INVESTMENT FUNDS A/C HSBC GLOBAL INVESTMENT FUNDS MAURITIUS LIMITED ((AAACH2172B))	7,357,222	3.10					3.10
2	COLLEGE RETIREMENT EQUITIES FUND - STOCK ACCOUNT (AAACC9040K)	5242845	2.21					2.21
3	SBI EMERGING BUSINESSES FUND (AABTS6407Q)	4929596	2.08					2.08
4	RELIANCE LIFE INSURANCE COMPANY LIMITED (AADCA1410E)	4346228	1.83					1.83
5	RELIANCE CAPITAL TRUSTEE COMPANY LIMITED A/C RELIANCE GROWTH FUND (AAATR0090B)	5905730	2.49					2.49
6	GHI LTP LTD (AAECG7559D)	3,276,145	1.38					
	TOTAL	31,057,766	13.10					13.10


Statement showing holding of securities (including shares, warrants, convertible securities) of persons (together with PAC) belonging to the category

(I)(c)(ii) "Public" and holding more than 5% of the total number of shares of the company

Sr. No.	Name(s) of the shareholder(s) and the Persons Acting in Concert (PAC) with them	Number of shares	Shares as a percentage of total number of shares {i.e., Grand Total (A)+(B)+(C) indicated in Statement at para	Details of warrants		Details of convertible securities		Total shares (including underlying shares assuming full conversion of warrants and convertible securities) as a % of diluted share capital
				Number of warrants	As a % total number of warrants of the same class	Number of convertible securities held	% w.r.t total number of convertible securities of the same class	
1								
	TOTAL							




(l)(d) <u>Statement showing details of locked-in shares</u>				
Sr. No.	Name of the shareholder	Category of shareholder (Promoters/Public)	Number of Locked in Shares	Locked-in shares as a percentage of total number of shares {i.e., Grand Total (A)+(B)+(C) indicated in Statement at para (l)(a) above}
1	NIL	NIL	NIL	NIL
TOTAL				



Handwritten signature

(II)(a) Statement showing details of Depository Receipts (DRs)				
Sr. No.	Type of outstanding DR (ADRs, GDRs, SDRs, etc.)	Number of outstanding DRs	Number of shares underlying outstanding DRs	Shares underlying outstanding DRs as a percentage of total number of shares {i.e., Grand Total (A)+(B)+(C) indicated in Statement at para (I)(a) above}
1	NIL	NIL	NIL	NIL
TOTAL		NIL	NIL	NIL




A handwritten signature in black ink, appearing to be "H. H." or similar, located to the right of the stamp.

Statement showing holding of Depository Receipts (DRs), where underlying shares held by "Promoter/ Promoter Group" are in excess of 1% of the total number of shares

(II) (b)

Sr. No.	Name of the DR Holder	Type of outstanding DR (ADRs, GDRs, SDRs, etc.)	Number of shares underlying outstanding DRs	Shares underlying outstanding DRs as a percentage of total number of shares {i.e., Grand Total (A)+(B)+(C) indicated in Statement at para (I)(a) above}
1	NIL	NIL	NIL	NIL
TOTAL		NIL	NIL	NIL



Nil